

Arson Review Committee

A Peer Review Panel Commissioned by the Innocence Project

Douglas J. Carpenter, P.E.
Combustion Science &
Engineering, Inc.
8940 Old Annapolis Rd. Ste L
Columbia, MD 21045
www.csefire.com

Daniel L. Churchward
Kodiak Fire & Safety
6409 Constitution Dr.
Ft Wayne, IN 46804
www.kodiakconsulting.com

John J. Lentini, Chairman
Applied Technical Services
1190 Atlanta Industrial Dr.
Marietta, GA 30066
www.atslab.com

Michael A. McKenzie, Esq.
Cozen O'Connor
SunTrust Tower, Ste 2200
303 Peachtree St. NE
Atlanta, GA 30308
www.cozen.com

David M. Smith
Associated Fire Consultants
4257 West Ina Rd Suite 101
Tucson, AZ 85741
www.assocfire.com

Report on the Peer Review of the Expert Testimony in the Cases of

State of Texas v. Cameron Todd Willingham

and

State of Texas v. Ernest Ray Willis

Report of the Innocence Project Arson Review Committee

Innocence Project

Arson Review Committee (ARC) Report

TABLE OF CONTENTS

1		
2		
3		
4		
5		
6		
7		
8	Executive Summary	3
9		
10	Introduction	3
11		
12	Methodology	4
13		
14	Review of Trial Testimony	
15		
16	State of Texas v. Cameron Todd Willingham	5
17		
18	Trial Testimony of Manuel Vasquez	5
19		
20	Trial Testimony of Douglas Fogg	15
21		
22	Report of the Texas State Fire Marshal	17
23		
24	State of Texas v. Ernest Ray Willis	20
25		
26	Trial Testimony of Edward Cheever	20
27		
28	Trial Testimony of John Dailey	29
29		
30	Report of the Texas State Fire Marshal	35
31		
32	Report of John Dailey	35
33		
34	The State of the Art in Fire Investigation Prior to 1992	38
35		
36	The State of the Art in Fire Investigation Since 1992	40
37		
38	Recommendations	40
39		
40	The Authors	43
41		
42	Signature Pages	45
43		

Executive Summary

3 Neither the fire that killed the three Willingham children nor the fire that killed Elizabeth Grace
4 Belue and Gail Joe Allison were incendiary fires. The artifacts examined and relied upon by the
5 fire investigators in both cases are the kind of artifacts routinely created by accidental fires that
6 progress beyond flashover.

7
8 The State’s expert witnesses in both cases relied on interpretations of “indicators” that they were
9 taught constituted evidence of arson. While we have no doubt that these witnesses believed what
10 they were saying, each and every one of the indicators relied upon have since been scientifically
11 proven to be invalid.

12
13 To the extent that there are still investigators in Texas and elsewhere, who interpret low burning,
14 irregular fire patterns and collapsed furniture springs as indicators of incendiary fires, there will
15 continue to be serious miscarriages of justice.

16
17 Continuous (and in some cases, remedial) training and professional development of fire
18 investigators is required. Additionally, participants in the justice system need to become better
19 educated, and more skeptical of opinion testimony for which there is no scientific support, and
20 need to ensure that defendants in arson cases are afforded the opportunity to retain independent
21 experts to evaluate charges that a fire was incendiary.

22
23 In the cases of individuals already convicted using what is now known to be bad science (or no
24 science), the Courts should treat the “new” knowledge as “newly discovered evidence.” It was
25 resistance to this concept that allowed the State to execute Mr. Willingham, even though it was
26 known that the evidence used to convict him was invalid.

27
28
29 **Introduction**

30
31 The undersigned fire investigators have been requested by the Innocence Project to examine the
32 outcomes of two Texas arson convictions, those of Cameron Todd Willingham and Ernest Ray
33 Willis.¹ The Willis fire occurred in Iraan, Texas, on June 11, 1986, and the Willingham fire
34 occurred in Corsicana, Texas on December 23, 1991. Both cases reached their ultimate
35 conclusion in 2004. On February 17, Cameron Todd Willingham was executed by lethal
36 injection. On October 6, Mr. Willis was freed from the same facility where Mr. Willingham was
37 executed.

38
39 Fire is governed by the laws of physics. In order to reach valid determinations, therefore, the
40 investigation of fires must follow the Scientific Method as all other physical science
41 investigations do. After a review of the scientific basis for the determination of arson, the
42 prosecutors in the Willis case acknowledged that his conviction was based on faulty science and
43 unreliable indicators of arson. Even though, for all practical purposes, the interpretations of the
44 physical evidence as testified to in the Willis trial were the same in the Willingham trial and after

¹ ~~None of the authors have received~~ any compensation for this *pro bono* review, nor will any compensation be accepted.

Report of the Innocence Project Arson Review Committee

1 a similar review determined that the conviction was also based on unreliable indicators, no such
2 acknowledgment has come forward from the prosecutors in that case. While any case of
3 wrongful conviction, acknowledged or not, is worthy of review, the disparity of the outcomes in
4 these two cases warrants a closer inspection.

5
6 The primary goal of this review is to identify the factors that led to the conviction of Mr.
7 Willingham and Mr. Willis and to provide recommendations that, if followed, will lead to the
8 undoing of other miscarriages, and prevent future miscarriages of justice with respect to the
9 crime of arson.

10 11 **Methodology**

12
13 In any prosecution of arson, there is a bifurcation associated with the burden of proof. Unlike
14 bank robberies or murders, arson prosecutions require that the State first prove beyond a
15 reasonable doubt that the fire was, in fact, intentionally set. In many cases, once this hurdle is
16 overcome, the identity of the perpetrator is obvious. If the fire is intentionally set and the
17 perpetrator is not obvious, the State must further prove beyond a reasonable doubt that the fire
18 was intentionally set by a specific individual(s). If the fire is not intentionally set, however, the
19 potential for a miscarriage of justice does not just lie in the false determination of a set fire. The
20 miscarriage extends to the accusation and potential conviction of an innocent person for a crime
21 that never occurred. Certainly, in the case of the Willingham fire, if the fire was set, Mr.
22 Willingham most likely was the perpetrator. Thus, a threshold question for the jury is not
23 whether the defendant committed the crime, but whether in fact a crime was committed. The
24 jury's determination of the cause of the fire usually rests on the interpretation of post-fire
25 artifacts by expert witnesses.

26
27 Beyond the expert's determination of the cause of the fire, however, there is the communication
28 of that opinion to a jury. In effect, the jury is making a second determination, or ratifying the fire
29 investigator's determination. Thus, while looking at photographs of the fire scene and the fire
30 investigator's report will help us to understand how a fire investigator could be mistaken, it is the
31 testimony of the fire investigator that causes a jury to reach its conclusion. Because it is the
32 jury's decision that ultimately determines the outcome of a case, our focus will be mainly on the
33 sworn testimony of the investigators² who persuaded the jury to believe that the fires in both
34 cases had been intentionally set.

² The testimony under study is both lengthy and repetitive. Thus, the review of the testimony will be somewhat tedious. Because it is so repetitive, however, there is little chance that we have misconstrued the witnesses' meaning.

1 **Review of Testimony and Reports**

2
3 **State of Texas v. Cameron Todd Willingham**

4
5 **Trial Testimony of Manuel Vasquez**

6
7 Manuel Vasquez was a Deputy State Fire Marshal who was the lead expert witness in the case
8 against Cameron Todd Willingham. After eight years of service in the Army, Mr. Vasquez
9 worked for the Grand Prairie Fire Department for thirteen years, spent three years with the Dallas
10 County Fire Marshal’s Office, seven years as the Fire Marshal for the City of Lancaster, and
11 seven years with the Texas State Fire Marshal’s Office. Trial transcript at page 227 begins on
12 line 24 with the following:

13
14 Q: And how many fires have you investigated since becoming a Certified
15 Fire/Arson Investigator?

16
17 A: Perhaps in the range of 1,200 to 1,500 fires.

18
19 Q: Of these 1,200 to 1,500 fires, how many turned out to be arson in your
20 opinion?

21
22 A: With the exception of a few, most all of them.

23
24 Q: And how many—again, based on your experience, how many arson fires
25 that you investigated involved injuries or deaths?

26
27 A: Unfortunately, fires injure a lot of people—kill a lot of people. It’s about
28 50%.

29
30 While it is true that State Fire Marshals frequently do not receive requests to investigate fires that
31 are known to be accidental, “most all of them” is an extremely high percentage of fires to have
32 been determined to be arson. There are many organizations including the National Fire
33 Protection Association (NFPA), the Bureau of Alcohol, Tobacco, Firearms and Explosives
34 (ATF), the United States Fire Administration (USFA), and the Federal Bureau of Investigations
35 (FBI) that collect and compile statistics on the crime of arson that can be used to compare Mr.
36 Vasquez’s estimates. The most relevant data with respect to this case is from the Texas State Fire
37 Marshals Office (TSFMO). Table 1 provides the number of fires investigated by the TSFMO
38 versus the number of fires investigated that were determined to be arson. From the period of
39 1980 to 2005, the average percentage of fires determined to be arson by the TSFMO was 50%. A
40 50% arson rate would not be considered to be “most all of them,” as testified to by Mr. Vasquez.

41
42 Furthermore, the injury rate estimated by Mr. Vasquez is exceptionally high when compared
43 with national fire statistics. Table 2 provides the number of fires reported annually and the
44 number of fire-related deaths and injuries from data compiled by the U.S. Fire Administration.
45

YEAR	SET FIRES / INVESTIGATIONS	PERCENT	
2004	229 of 507	45%	4
2003	274 of 550	50%	5
2002	343 of 678	51%	6
2001	217 of 487	45%	7
2000	241 of 556	43%	8
1999	216 of 481	45%	9
1998	219 of 531	41%	10
1997	209 of 433	48%	11
1996	352 of 754	47%	12
1995	333 of 624	53%	13
1994	311 of 552	56%	14
1993	276 of 524	53%	15
1992	269 of 486	55%	16
1991	247 of 415	60%	17
1990	227 of 428	53%	

18
19
20
21
22
23
24
25
26
27
28
29
30
31

Table 1 – Number of Set Fires versus the Number of Fires Investigated (Source: Texas State Fire Marshal’s Office, Department of Insurance). Copyright 2006, Chicago Tribune

From the period of 1995 to 2005, the average annual percentage of fires that resulted in deaths was 0.23% and the average annual percentage of injuries was 1.22%. Again, Mr. Vasquez’s overestimation of the death and injury rates shows a lack of knowledge in this area. Such comparisons highlight his bias towards arson determinations and a lack of knowledge of the death and injury rates in his home state. Of course this overestimation may simply have been an attempt to prejudice the jury. Mr. Vazquez’s characterization that “most all” of his fire investigations are arsons alerts the jury that this case must also be an arson case because Mr. Vasquez has investigated it. He should have been challenged in cross-examination on these estimates with respect to his credibility as an expert witness.

Report of the Innocence Project Arson Review Committee

YEAR	FIRES	DEATHS	INJURIES	DIRECT DOLLAR LOSS IN MILLIONS
1995	1,965,500	4,585	25,775	\$9,182 5
1996	1,975,000	4,990	25,550	\$9,406 6
1997	1,795,000	4,050	23,750	\$8,525 7
1998	1,755,000	4,035	23,100	\$8,629 8
1999	1,823,000	3,570	21,875	\$10,024 9
2000	1,708,000	4,045	22,350	\$11,207 10
2001 ³	1,734,500	3,745	20,300	\$10,583 11
2001 ⁴	1,734,500	2,451	800	\$33,440 12
2002	1,687,500	3,380	18,425	\$10,337 13
2003	1,584,500	3,925	18,125	\$12,307 14
2004 ⁵	1,550, 500	3,900	17,785	\$9,794 15

16

17 **Table 2 - Number of fires, deaths, injuries and dollar loss in the United States from 1995 to**
 18 **2004. (Source: United States Fire Administration)**

19

20 On page 232 of the trial transcript, Mr. Vasquez provided the kind of testimony very typical of
 21 under-trained fire investigators in that time period.

22

23 “All fire goes up. All water goes down. Or any liquid goes down unless man
 24 changes the course.”

25

26 At page 238, Mr. Vasquez’s testimony moves into the interpretation of alleged “pour patterns”
 27 on the floor in a compartment (room) fully involved in fire. The following testimony begins at
 28 line 16.

29

30 “So this area right here are what I call burn trailers. Burn trailers is like a trailer,
 31 you know like a little path, a burnt path. A pour pattern, which is a pattern like
 32 somebody put some liquid on the floor or wherever; and, of course, when you
 33 pour liquid, then it creates a puddle. Liquids create puddles.⁶ When it rains, you
 34 get puddles. When the baby drops its milk, you create puddles. If you ever drop a
 35 Coke, you create puddles. All this area has that, has the burn trailer pour patterns
 36 and configurations.

37

38 This area right here, which is right here almost in front of this bed, is deep
 39 charred. The floor, it didn’t burn through the floor but it burned the three layers of

³ Excludes the events of September 11, 2001.

⁴ These estimates reflect the number of deaths, injuries and dollar loss directly related to the events of September 11, 2001.

⁵ The decrease in direct dollar loss in 2004 reflects the Southern California wildfires with an estimated loss of \$2,040,000,000 that occurred in 2003.

⁶ The transcript actually reads “Liquids **creates** puddles.” Because of the possibility that many grammatical errors are actually transcription errors, this report will not gratuitously reprint grammatical errors, unless failing to do so would alter the meaning of the testimony.

Report of the Innocence Project Arson Review Committee

1 the floor. And a pour pattern and trailer is an indication that somebody poured
2 something, you know, either going in or going out.”
3

4 Later, on page 239 at line 15, he states:
5

6 “It indicates—you are beginning to see the puddle configurations, the pour
7 patterns right here in this area in front of the bedroom, but in the hallway—again,
8 now, we are looking at this area right here just before you go into the bedroom,
9 you are still in the hallway. This picture right here, that’s Exhibit #27. And you
10 got a char burning, like for example, this is the bottom here is burned down here
11 at the bottom. That is an indicator in my investigation of an origin of fire because
12 it’s the lowest part of the fire.”
13

14 When a fire occurs inside a compartment (i.e. a compartment fire⁷), the fire behaves differently
15 than if it is burning in the open⁸. Following ignition, while the fire in a compartment is still
16 relatively small, it will be burning freely^{9,10}. If it can grow in size, either through flame spread
17 across the first ignited fuel or by spreading to adjacent fuels, a stage will be reached when the
18 compartment boundaries influence the development of the fire¹¹. Due to buoyancy, the heated
19 products of combustion from a fire in the open rise as a column of hot gas referred to as a
20 *thermal plume*. When the rising thermal plume impinges on the ceiling of a compartment, the
21 flow of hot gases is forced to spread horizontally in all directions until the flow is redirected by
22 any intervening walls. When the hot products of combustion can no longer spread horizontally, a
23 layer will start to develop, descend, and become relatively uniform in depth. This layer is
24 referred to as the *upper layer*, also known as the *ceiling layer*. Mass and energy are transported
25 from the fire source to the upper layer through the thermal plume. If the fire continues to grow in
26 size, the upper layer will increase in depth and temperature. In the early stages of a compartment
27 fire, convection is the most significant mode of heat transfer in the room of origin and
28 throughout the building. As the temperature of the upper layer increases, thermal radiation
29 becomes the dominant mode of heat transfer.¹²
30

31 When the temperature of the upper layer reaches approximately 1,100-1,200 °F, there is
32 sufficient thermal radiation (i.e. 20 kW/m²) reaching the fuel packages within the compartment
33 to ignite every exposed and “easily-ignitable” combustible surface in the room. This level of
34 thermal radiation has been defined as the onset of *flashover*, which is a transitional event that
35 marks a change from a condition where the fire is dominated by the burning of the first item
36 ignited to a condition where the fire is dominated by the burning of all combustible items in the
37 compartment. The post-flashover condition is referred to as a *fully developed fire* or *full room*
38 *involvement*. Flashover also marks a transition from a fuel-controlled fire to a ventilation-

⁷ The term “compartment fire” is defined as a fire that is confined within an enclosure such as in a room or building.

⁸ Drysdale, D., *An Introduction to Fire Dynamics*, second edition, John Wiley & Sons, New York, 1999.

⁹ The term “burning freely” is defined as a fire whose pyrolysis rate and heat release rate are affected only by the burning of the fuel itself and not by the presence of any boundaries of a compartment.

¹⁰ Walton W. D., and Thomas, P. H., “Estimating Temperatures in Compartment Fires,” in *The SFPE Handbook of Fire Protection Engineering*, 2nd edition, Society of Fire Protection Engineers, Quincy, MA, 1995.

¹¹ Drysdale, D., *An Introduction to Fire Dynamics*, second edition, John Wiley & Sons, New York, 1999.

¹² NFPA 921, *Guide for Fire and Explosion Investigations*, National Fire Protection Association, Quincy, MA, 2004.

Report of the Innocence Project Arson Review Committee

1 controlled fire. The size of the fire (i.e. the heat release rate) in the fuel-controlled phase is
2 dependent on how much of the surface area of the fuel package(s) is burning at any given time.
3 In the ventilation-controlled phase, the size of the fire is dependant on the rate of inflow of air
4 into the compartment. The post-flashover compartment fire is characterized by the entire volume
5 of the compartment being filled with flames, and any unburned fuel produced within the
6 compartment can be burned at ventilation openings (e.g. open doors and windows) where the
7 fuel can be mixed with available air. This burning regime will produce conditions sufficient to
8 burn and consume materials lining the compartment, such as floors, ceilings, and walls. This
9 process can create patterns on those surfaces of the type described by Mr. Vasquez as “puddle
10 configurations” and “pour patterns.” More importantly, these patterns can be created in
11 compartment fires where no flammable liquids were introduced. Surprisingly, such knowledge of
12 compartment fires was readily available to the fire investigation community in the *Fire*
13 *Investigation Handbook*¹³ published in 1980, more than a decade before the Willingham fire.
14

15 In order for any investigator, including Mr. Vasquez, to credibly identify the fire pattern as being
16 the result of an ignitable liquid, he would have had to possess knowledge that would allow him
17 to distinguish the characteristics of patterns on the floor that resulted from a fully involved
18 compartment fire where flammable or combustible liquids were introduced from patterns on the
19 floor created by a fully involved compartment fire where no such flammable or combustible
20 liquids were introduced. Such knowledge exists only in the imagination of certain fire
21 investigators. While Putorti¹⁴ documented the patterns resulting from the burning of flammable
22 and combustible liquids on different flooring materials, the purpose of his work was to provide a
23 method for predicting the quantity of spilled fuel required to form a burn pattern of a given size.
24 In addition, these tests were not conducted in an enclosed compartment that produced post-
25 flashover burning. Putorti¹⁵ also conducted full-scale tests of compartment fires to provide data
26 for the study of burn patterns. The goal of the project was to produce data that would support
27 conclusions on the impact of the fire ignition method (accidental vs. arson) on the formation of
28 burn patterns. Based on this work, significant differences in the condition and appearance of the
29 fire compartments and contents were observed between experiments with the same method of
30 ignition. Simply stated, **the patterns produced could not be used to discriminate an arson**
31 **fire from an accidental fire.**
32

33 The United States Fire Administration also conducted a study of fire patterns in compartments
34 with and without the use of an accelerant¹⁶. One of the findings of the study was that the
35 presence of floor patterns in a compartment, which experienced post-flashover conditions, is not
36 a reliable indicator of the presence of an ignitable liquid introduced as an accelerant. Thus, the
37 knowledge required to discern patterns produced by ignitable liquids from those in un-
38 accelerated compartment fires was not available at the time of this fire, and subsequent
39 experimental testing has shown that it is not possible to correctly evaluate a fire in a fully

¹³ Brannigan, F. L., Bright, R. G., and Jason, N. H., *Fire Investigation Handbook*, National Bureau of Standards Handbook 134, National Bureau of Standards, Washington, D.C., August, 1980.

¹⁴ Putorti, A. D., “Flammable and Combustible Liquid Spill/Burn Patterns,” NIJ Report 604-00, National Institute of Justice, Washington, D.C., March 2001.

¹⁵ Putorti, A. D., “Full Scale Room Burn Pattern Study,” NIJ Report 601-97, National Institute of Justice, Washington, D.C., December 1997.

¹⁶ Shanley, J. H., “Report of the United States Fire Administration Program for the Study of Fire Patterns,” FA 178, Federal Emergency Management Administration, United States Fire Administration, July 16, 1997.

Report of the Innocence Project Arson Review Committee

1 involved compartment as being the result of ignitable liquids on the basis of the appearance of
2 the floor. Yet, that is exactly what happened time after time prior to the early 1990s.
3 Unfortunately, some of these same misinterpretations still happen today.

4
5 In order to credibly identify the fire pattern as being the result of an ignitable liquid, it is
6 necessary for a laboratory to find the ignitable liquid residue in samples of the debris. Laboratory
7 techniques that were available to the State of Texas in 1992 were sufficient to detect quantities of
8 ignitable liquid residue as small as 0.1 ml, or 1/500 of a standard drop.

9
10 The misconception that he could identify the cause of a fire pattern based on visual inspection
11 was not Mr. Vasquez's only error. Describing the condition of bedsprings, on page 241, he
12 states:

13
14 "The springs were burned from underneath. This indicates there was a fire under
15 this bed because of the burn underneath the bed."

16
17 Perhaps the fire did, at some point, burn underneath the bed, but this is a natural progression in a
18 fully involved compartment fire, especially when polyurethane foam is involved, which can
19 melt, drip and form a pool fire on surfaces under furniture. This is demonstrated in the USFA
20 study of burn patterns¹⁷. In Test 7, the compartment went to flashover and was allowed to burn
21 for a couple of minutes before manual suppression was initiated. Based on the post-fire
22 observations, it was evident that the fire was able to spread and cause damage to the floor under
23 a bed.

24
25 Mr. Vasquez indicates that he understands the nature of expert testimony: that of interpreting fire
26 artifacts for the jury. At page 244, he states:

27
28 "The fire tells the story. I am just the interpreter. I am looking at the fire, and I am
29 interpreting the fire. That is what I know. That is what I do best. And the fire does
30 not lie. It tells me the truth."

31
32 Unfortunately for Mr. Willingham, while the fire may not have "lied," Mr. Vasquez
33 misinterpreted what it was telling him. Such willingness to offer "expert" testimony, while
34 lacking the knowledge to present accurate information to the jury, may excuse Mr. Vasquez's
35 many serious errors. The judicial system that allows such testimony to be presented, however, is
36 clearly flawed and in need of reform.

37
38 At page 249, Mr. Vasquez provided some truly remarkable (and seriously mistaken) testimony
39 that may have convinced the jury that this fire burned "hotter than normal." He stated, beginning
40 at line 7:

41
42 "This is the same area except I'm outside. I'm taking the picture looking inside,
43 and this time I'm looking at the aluminum threshold. And aluminum melts at

¹⁷ Shanley, J. H., "Report of the United States Fire Administration Program for the Study of Fire Patterns," FA 178, Federal Emergency Management Administration, United States Fire Administration, July 16, 1997.

Report of the Innocence Project Arson Review Committee

1 1,200° normal. Wood fire does not exceed 800°. So to me, when aluminum melts,
2 it shows me that it has a lot of intense heat. It reacts to it. That means its
3 temperature is hot. The temperature cannot react. Therefore the only thing that
4 can cause that to react is an accelerant. You know it makes the fire hotter. It's not
5 normal fire. It's Exhibit #43.”
6

7 First, there exists no such entity as a “normal” fire. Hostile fire in a structure is by definition an
8 “abnormal” event. There is only the fire’s behavior and the investigator’s expectations of fire
9 behavior. If the investigator’s expectations about fire behavior are not properly “calibrated,” the
10 investigator will make misinterpretations. For example, the notion that an accelerated fire burns
11 at higher temperatures than an unaccelerated fire is an appealing one, but it is simply incorrect. It
12 can be easily demonstrated that this notion is verifiably false using classical thermodynamic
13 analysis techniques. Adiabatic flame temperature calculations¹⁸ have been well established for
14 more than a century and clearly demonstrate that a well-ventilated gasoline fire produces flame
15 temperatures virtually the same as a well-ventilated wood fire. Further, controlled burns where
16 fire investigators “tested” various principles in fire science have produced repeatable results in
17 which the range of temperatures attained by unaccelerated fires were of the same magnitude as
18 those in which ignitable liquids were used. In 1992, unfortunately, such knowledge was
19 relatively new to the fire investigation community, having been published in the first edition of
20 NFPA 921¹⁹. The proposition that wood fires do not exceed 800° is an incredible one.²⁰
21 Aluminum has a melting point in the range of 1000 to 1200 °F and regularly melts in un-
22 accelerated compartment fires, which can achieve average temperatures in the range of 1,000 to
23 2,000 °F²¹. Thus, there is nothing unusual about finding melted aluminum, or even melted
24 copper, in a compartment fire when the room becomes fully involved. The statement, “Therefore
25 the only thing that can cause that to react is an accelerant,” would be sufficient in itself to cause a
26 trusting jury member to believe that the fire was intentionally set.
27

28 All of the authors have reviewed a 52-minute videotape showing the scene of the fire. Mr.
29 Vasquez claimed, beginning at page 255, that there were multiple points of origin. This is
30 another assertion that has no support. Because of the convincing nature of the proposition that
31 accidental fires are only supposed to have one point of origin, if the jury believes there are
32 multiple points of origin, they are likely to believe the fire was intentionally set. He says:
33

34 “So there were three areas of origin.”
35

36 He further stated:
37

38 “Multiple areas of origin indicate—especially if there is no connecting path, that
39 they were intentionally set by human hands.”
40

¹⁸ Holman, J. P., *Thermodynamics*, Fourth Edition, John Wiley & Sons, New York, 1988.

¹⁹ NFPA 921, *Guide for Fire and Explosion Investigations*, National Fire Protection Association, Quincy, MA, 1992.

²⁰ Because he was using the Fahrenheit melting temperature of aluminum, we infer that he was also using the Fahrenheit scale when he stated that wood fires do not exceed 800 degrees.

²¹ Drysdale, D., *An Introduction to Fire Dynamics*, second edition, John Wiley & Sons, New York, 1999.

Report of the Innocence Project Arson Review Committee

1 In fact, as shown in the videotape, all of the burned areas in this residence were contiguous.
2 There is a “connecting path.” That path might not always be visible on the floor, simply because
3 fire is a three-dimensional phenomenon. Even if we assume for the sake of argument that Mr.
4 Vasquez’s repeated assertions that there was liquid accelerant used in this fire are correct, the
5 distance between the three alleged areas of origin would not constitute an effective separation for
6 a flammable liquid because the vapor would simply flash across the intervening space between
7 the alleged pools of liquid fuel. In essence, there could only have been one origin given Mr.
8 Vasquez’s determination.

9
10 When asked to explain what “indicators” mean, he states:

11
12 “The first incendiary indicator is the auto-ventilation. The inconsistency of the
13 fire going out of this window and the fire going out of the door and this window
14 here that’s inconsistent with fire behavior. That’s an indicator it’s a possible
15 incendiary fire.

16
17 Okay. Puddle configurations, pour patterns, low char burning, charred floor, the
18 underneath burning of the baseboard, the brown stains on the concrete, the
19 underneath of the bed, because of the fire right underneath the bed, puddle
20 configurations in that area, and the total saturation of this floor is indicated with
21 pour patterns, because that’s all I’m doing is looking at the facts, at the evidence.
22 That’s all I’m using.”

23
24 The “first incendiary indicator,” i.e., auto-ventilation, is a term of art used by fire fighters to
25 describe ventilation paths not created by the actions of those fighting the fire. Window breakage
26 is a common example of “auto-ventilation” and is consistent with unaccelerated compartment
27 fires. A classic example of window breakage in an un-accelerated compartment fire is shown in
28 the NFPA video *Fire Power*²², which was produced in 1985. The mechanism of window
29 breakage in fires due to thermal exposure was first studied experimentally by Bart and Sung²³ at
30 Harvard University in 1977. Subsequent papers have been published that have verified and
31 expanded on this research.^{24,25,26,27,28,29,30,31} The conclusion of this extensive research is that glass

²² *Fire Power* (Video), NFPA, Quincy, MA, 1985.

²³ Barth, P.K., and Sung, HT, “Glass Fracture under Intense Heating,” Senior Project ES96, Harvard University, 1977.

²⁴ Emmons, H. “The Needed Fire Science,” *Fire Safety Science – Proceedings of the First International Symposium*, 1986.

²⁵ Skelly, M. J., Roby, R. J., and Beyler, C. L., “An Experimental Investigation of Glass Breakage in Compartment Fires,” *Journal of Fire Protection Engineering*, 3 (1), pp 25 – 34, 1991.

²⁶ Pagni, P.,J., “Thermal Glass Breakage,” *Fire Safety Science – Proceedings of the Seventh International Symposium*, 2002.

²⁷ Hassani, S. K. S., Shields, T. J., and Silcock, G. W. H., “An Experimental Investigation into the Behavior of Glazing in Enclosure Fire,” Chapter 1, *The Behavior of Glass and Other Materials Exposed to Fire*, Volume 1, Applied Fire Science in Transition Series, Baywood Publishing Company, Amityville, NY, 2002.

²⁸ Hassani, S. K. S., Shields, T. J., and Silcock, G. W. H., “Thermal Fracture of Window Glazing: Performance of Glazing in Fires,” Chapter 2, *The Behavior of Glass and Other Materials Exposed to Fire*, Volume 1, Applied Fire Science in Transition Series, Baywood Publishing Company, Amityville, NY, 2002.

1 exposed to a fire breaks due to the temperature differential between the exposed and unexposed
2 areas of the window glass.

3
4 In addition, it is undisputed that Mr. Willingham himself created most of the initial ventilation
5 paths. Mr. Willingham stated that he exited the house through the front door. The rear exterior
6 door located in the kitchen was found to be obstructed by a refrigerator preventing the use of this
7 door as an exit by occupants. Mr. Willingham stated that he broke out the two front windows on
8 the front porch using a pool cue. This information was apparently disregarded in Mr. Vasquez's
9 analysis of this fire, but had significant implications with respect to any determination that "auto-
10 venting" was the "first incendiary indicator". Aside from the lack of attention paid by Mr.
11 Willingham's counsel to such inconsistencies, disregarding data that does not fit one's
12 hypothesis is a clear violation of the scientific method. The scientific method requires that **all** of
13 the data gathered be used to test any developed hypothesis. Again, such knowledge is relatively
14 new to the fire investigation community. Although the scientific method had its origins and
15 acceptance in the mid-1600s³² and has been used in forensic analyses in other disciplines for
16 more than a century, it was not explicitly recommended for use in fire investigations until the
17 first edition of NFPA 921 was issued in 1992.³³

18
19 **Each and every one** of the "indicators" listed by Mr. Vasquez means absolutely nothing, and, in
20 fact, is expected in the context of a fire that has achieved full room involvement, as this fire
21 clearly did. Low burning, charred flooring and burning underneath items of furniture are
22 common characteristics of a fully involved fire.³⁴ They mean nothing with respect to the origin
23 and cause of the fire, and they absolutely do not support any hypothesis that the fire had been
24 accelerated by liquid fuels.

25
26 On the next page of the transcript (256) Mr. Vasquez stated:

27
28 "So when I found that the floor is hotter than the ceiling, that's backwards, upside
29 down. It shouldn't be like that. The only reason that the floor is hotter is because
30 there was an accelerant. That's the difference. Man made it hotter or woman or
31 whatever. Human being made it hotter."

32
33 Such reasoning shows a lack of knowledge of compartment fire dynamics and the response of
34 building materials when exposed to fire. It is impossible during a compartment fire for the

²⁹ Hassani, S. K. S., Shields, T. J., and Silcock, G. W. H., "In Situ Experimental Thermal Stress Measurements in Glass Subjected to Enclosure Fires," Chapter 3, *The Behavior of Glass and Other Materials Exposed to Fire*, Volume 1, Applied Fire Science in Transition Series, Baywood Publishing Company, Amityville, NY, 2002.

³⁰ Hassani, S. K. S., Shields, T. J., and Silcock, G. W. H., "The Behavior of Single Glazing in an Enclosure Fire," Chapter 4, *The Behavior of Glass and Other Materials Exposed to Fire*, Volume 1, Applied Fire Science in Transition Series, Baywood Publishing Company, Amityville, NY, 2002.

³¹ Hassani, S. K. S., Shields, T. J., and Silcock, G. W. H., "The Behavior of Double Glazing in an Enclosure Fire," Chapter 5, *The Behavior of Glass and Other Materials Exposed to Fire*, Volume 1, Applied Fire Science in Transition Series, Baywood Publishing Company, Amityville, NY, 2002.

³² Lentini, J., *Scientific Protocols in Fire Investigation*, CRC Press, 2006.

³³ NFPA 921, *Guide for Fire and Explosion Investigations*, National Fire Protection Association, Quincy, MA, 1992.

³⁴ See USFA Fire Burn Pattern Tests. Patterns on floor surfaces were produced in fire tests where post-flashover conditions were produced without the use of ignitable liquids. Examples include Tests 2, 5, 7, and 9.

Report of the Innocence Project Arson Review Committee

1 temperatures to be greater at the floor than at the ceiling with the exception of the volume within
2 the fire plume. Prior to flashover, buoyancy drives the hot products of combustion to the ceiling
3 through the thermal plume, where a hot upper layer at the ceiling forms. As a first
4 approximation, the lower layer is at ambient temperatures. During post-flashover conditions,
5 flames fill the volume of the compartment, so for all practical purposes, the temperature is the
6 same at the floor as at the ceiling. Thus, the temperatures at the floor are never higher than at the
7 ceiling.

8
9 With respect to the response of the building materials, the walls and ceiling of the front bedroom
10 were constructed of gypsum wallboard, while the floor was constructed of wood overlaid with
11 tile, padding and carpet. The major component of gypsum wallboard is calcium sulfate dihydrate,
12 ($\text{CaSO}_4 \cdot 2\text{H}_2\text{O}$). Because of the chemically bound water, gypsum wallboard has the ability to
13 absorb a significant amount of heat, which drives off the water before the wallboard experiences
14 calcination and eventually, structural failure.³⁵ Gypsum wallboard is able to withstand post-
15 flashover conditions for a significant period of time (tens of minutes) before failure occurs, and
16 is one of the more reliable materials used in the construction of fire-resistant barriers. Carpet,
17 padding, floor tile, and wood, on the other hand, are easily ignitable fuels, when exposed to post-
18 flashover conditions. Thus, given full room involvement, one would **expect** that the flooring
19 materials would be more heavily damaged than the less combustible walls and ceilings. To
20 interpret this natural fire progression as evidence of incendiarism is false and extremely
21 misleading. Mr. Vasquez might not have known better, but his testimony was misleading
22 nonetheless.

23
24 Fire investigators who reach false conclusions, then hear descriptions of events from fire
25 survivors that do not comport with their conclusions, frequently have testified that only the killer
26 or the arsonist has a motive to lie. The undersigned investigators, having been involved in cases
27 of fires misattributed to arson, are familiar with this phenomenon. Mr. Vasquez first formed the
28 conclusion that the fire was intentionally set. Then he was allowed to tell the jury:

29
30 “I’ve talked to the occupant of this house and I let him talk and he told me a story
31 of pure fabrication.”

32
33 Mr. Vasquez’s only basis for reaching that conclusion was his own misinterpretation of the
34 meaning of the fire artifacts that he observed. He stated over and over:

35
36 “He just talked and he talked and all he did was lie.” (Page 260)

37
38 “He said what he said he had done is inconsistent with the burn patterns in the
39 house.” (Page 261)

40
41 Mr. Vasquez testified at page 262 that Mr. Willingham’s injuries were self-inflicted. Based on
42 his misinterpretation of the fire artifacts and the “inconsistent” description of events provided by

³⁵ McGraw, J. R., Jr., and Mowrer, F. W. Flammability and Dehydration of Painted Gypsum Wallboard Subjected to Fire Heat Fluxes,” *Fire Safety Science – Proceedings of the Sixth International Symposium*, International Association for Fire Safety Science, Boston, MA, pp 1003-1014, 2000.

Report of the Innocence Project Arson Review Committee

1 Mr. Willingham, Mr. Vasquez was allowed to testify to the ultimate issue on page 268 when the
2 following exchange took place:

3
4 Q: Do you have an opinion as to who started fire?

5
6 A: Yes, sir.

7
8 Q: What is that opinion?

9
10 A: The occupant, Mr. Willingham.

11
12 Later, on redirect examination, he not only was able to testify that the fire was intentionally set
13 by Mr. Willingham, but that his intent was to kill his children. Mr Vasquez stated:

14
15 “The fire, itself, tells me that it’s a very aggressive fire; and, therefore, the fire
16 was not a planned fire. It was a spur-of-the-moment fire.”

17
18 Thus, while Mr. Vasquez claims the ability to divine intent, he can provide no motive other than
19 a “spur-of-the-moment” decision.

20 21 **Trial Testimony of Douglas Fogg**

22
23 Douglas Fogg was the Assistant Fire Chief for the Corsicana Fire Department. He had worked
24 for the fire department for a little over 22 years at the time of his testimony. That was the only
25 qualification presented prior to the Mr. Fogg being allowed to present expert opinion testimony.
26 Although no testimony was elicited indicating that he had been trained in fire investigation, there
27 was no objection from the defense.

28
29 Mr. Fogg seemed to harbor many of the same misconceptions held by Mr. Vasquez, particularly
30 the notion that without the use of accelerants, fire will only burn upward. He stated, at page 159,

31
32 ...and as we started removing debris from the floor, as we had low burn, we
33 started finding configurations of puddling effects, pouring effects of a liquid or
34 what we would consider a liquid being used to accelerate a fire.

35
36 In this testimony, Mr. Fogg was describing fire patterns on the floor, which have been
37 scientifically proved to be the natural result of fires in fully involved compartments.

38
39 At page 160, he eliminates the electrical wiring as an ignition source. He stated:

40
41 The electrical, you look at the electrical wiring for evidence of shorts from the
42 outlets, from fixtures, so forth. There again, those were eliminated.

43
44 Q: Do you feel that you eliminated gas as a cause or an electrical cause as the
45 origin of this fire?

Report of the Innocence Project Arson Review Committee

1 A: Yes.

2
3 Mr. Fogg did not explain how he was trained to examine electrical systems in appliances, nor
4 was there any significant cross-examination on the subject.

5
6 On the next page (161) he again referred to “pour patterns, puddling effects – were evidenced on
7 the floor.”

8
9 On page 165, he described an unusual burning characteristic in State’s Exhibit 6.

10
11 Q: Does that photograph exhibit an unusual burning characteristic?

12
13 A: Yes, it does.

14
15 Q: Can you explain what it is?

16
17 A: Yeah. When a fire normally burns, it burns up. As heat rises, flames go up.
18 This burning characteristic had fire going under the threshold plate, which is very
19 unusual in that it should have been protected from flame itself under that base
20 plate.

21
22 This is the central misconception held by many fire investigators at that time, i.e., that fire burns
23 up and does not burn downward without “help.” Mr. Fogg was asked, “To what do you attribute
24 that?” and answered, “Liquid being used to accelerate the fire.”

25
26 The threshold plate was constructed of aluminum, which was fixed on top of a wooden base
27 plate. During post-flashover conditions (i.e. an under-ventilated fire), all of the fuel being
28 produced within the bedroom and hallway is not able to burn within the compartment. The flow
29 of unburned hydrocarbons (i.e. gaseous fuel) through compartment openings, such as open doors
30 and windows, allows the fuel to mix with the surrounding air and burn. This is commonly
31 referred to as *vent burning*. This phenomenon can produce significant thermal radiation exposure
32 to the threshold of an open doorway. In this case, the aluminum threshold, which has a relatively
33 high thermal conductivity, allows the heat that is radiated to its surface from above to be
34 transferred through the aluminum to the wood surface below. Such heat transfer is capable of
35 significant heating of the wood below, resulting in the charring of the wood. The wood does not
36 have to burn to produce such damage—it only has to char. In addition, the burning of the base
37 plate below the threshold is precluded by the lack of access of air sufficient to produce flaming
38 combustion. Thus, ignitable liquids would not be capable of producing the charring on the wood
39 base plate.

40
41 Testimony about the flammable liquids was repeated several more times. At page 166, Mr. Fogg
42 stated, “The staining left is very characteristic of liquid burning on the concrete.” He was asked
43 further, “Did you find evidence of an accelerant in this fire?” and answered, “Yes we did.”

44
45 At page 167, describing the overall impression from the photographs he was asked,
46

1 Q: In your opinion are these clear examples of accelerants?
2

3 A: Very clear. Yeah.
4

5 It was widely taught that “puddle shapes” and “liquid-type” patterns were unequivocal evidence
6 of accelerants in 1992 when NFPA 921 was first issued. By 2004, it was well known and
7 generally accepted in the fire investigation community that such patterns were subject to
8 misinterpretation in fully involved compartments, and that the only way to credibly identify a
9 flammable liquid induced fire pattern was to obtain a positive laboratory result. What was
10 generally accepted in 1992 is no longer generally accepted, and has not been generally accepted
11 for most of the last ten years, except by a dwindling group of die-hard “experts,” who refuse to
12 accept the scientific data in front of them.
13

14 **Report of the Texas State Fire Marshal** 15

16 While the report of Fire Marshal Manuel Vasquez was not part of the trial record, an
17 examination of the report aids in the understanding of his testimony. Even when an investigator
18 does not convey all of his findings to the jury, the misinterpretations that an investigator believes
19 may result in stronger, more confident and therefore more believable testimony.
20

21 Page 2 of Mr. Vasquez’s report is particularly instructive when he describes the hallway. He
22 states:
23

24 The view of the hallway towards the south disclosed that the east and west walls
25 on the north end had burn patterns from the base of the floor to the ceiling. The
26 fire did not burn through the ceiling. The burn pattern on the east and west wall of
27 the hallway disclosed a gradual climb in a 45° angle toward the south end and
28 clearly showed a ‘V’ pattern. This ‘V’ pattern is an indicator that the fire
29 originated on the floor near the north end. An examination of the baseboards on
30 the north end on the east and west wall disclosed a low char burn pattern. The
31 examination of the aluminum threshold at the base of the entrance door from the
32 porch into the center hallway disclosed a burn pattern underneath. This is an
33 indication that a liquid accelerant flowed underneath and burned.
34

35 ‘V’ patterns are routinely observed in compartment fires during post-fire investigations and are
36 recognized and discussed in NFPA 921. A ‘V’ pattern only establishes that a fuel package (e.g.
37 upholstered chair) burned during the course of the fire, resulting in the development of an
38 identifiable pattern. The pattern provides no information as to the time of ignition and thus,
39 cannot be used as an indicator of the origin of the fire.
40

41 Further, as stated earlier, it is impossible for flammable liquid to flow underneath a threshold and
42 burn, because there is a lack of available oxygen under the threshold to support flaming
43 combustion. The threshold is, however, capable of absorbing thermal radiant energy and
44 conducting that energy downward through the aluminum, resulting in the charring of the wood
45 below. The description of the baseboards being burned all the way to the floor level is a classic
46 indication of a fully involved compartment, wherein one would expect to find irregular patterns

Report of the Innocence Project Arson Review Committee

1 burned into the floor. Instead of interpreting this pattern as the result of full room involvement,
2 however, Fire Marshal Vasquez interpreted it as “a burn trailer, pour pattern, and puddle
3 configuration.” Throughout his report, Fire Marshal Vasquez continues to use the phrase “the
4 burn trailers, pour patterns, and puddle configurations” when describing what are nothing more
5 than irregular patterns burned into the floor as the result of full room involvement. His report,
6 however, states that these patterns constitute “evidence that the floor was poured with a
7 combustible liquid accelerant and ignited.”

8
9 In addition to his misconceptions about the causes of burning on the floor level and the shape
10 that burning might take, Fire Marshal Vasquez held another belief, about crazed glass. He stated
11 at page 4,

12
13 The pieces of broken window glass on the ledge of the north windows to the
14 northeast bedroom disclosed a crazed ‘spider webbing’ condition. This condition
15 is an indication that the fire burned fast and hot.

16
17 Actually, this condition is an indication that the glass was at one time hot and was rapidly
18 cooled. Crazed glass is not caused by rapid heating and cannot be caused by rapid heating. It is
19 **always** caused by rapid cooling. The misconception about crazed glass was widely held in the
20 United States and widely published in fire investigation texts. Additionally, this misconception
21 was taught at the National Fire Academy.³⁶ In addition, the ‘spider webbing’ condition can also
22 be the result of the mechanical breakage of window glass, which is consistent with Mr.
23 Willingham’s statement that he used a pool cue to break out the bedroom windows on the front
24 porch.

25
26 In describing the concrete floor of the front porch, Fire Marshal Vasquez wrote, “The
27 examination of the porch concrete floor disclosed an area of brown discoloration at the base of
28 the north wall and in front of the door to the central hallway. This discoloration, or brown
29 condition, is also an indication that a liquid accelerant burned on the concrete.” This statement
30 by Mr. Vasquez has absolutely no basis in fact. The behavior of concrete in fires, including the
31 development of various colors, has been extensively studied.³⁷ There is no scientific basis for
32 Mr. Vasquez’s statement about the brown discoloration being an indication of the presence of
33 accelerants.

34
35 Fire Marshal Vasquez goes on to describe his determination that the fire had “multiple origins.”
36 It is generally accepted by the public that a fire having more than one origin was intentionally
37 set, because accidental fires almost always begin in one and only one place. The only credible
38 way to determine multiple origins, however (barring the existence of a surveillance video tape),
39 is to find areas of burning that are completely disconnected from other areas of burning in all

³⁶ The myth of crazed glass indicating rapid heating was published in the NBS *Fire Investigation Handbook* in 1980, in Section 1.1, entitled “Cause and Origin.” The only individuals given the “credit” in the list of contributors for this paragraph in the *Handbook* were Steve W. Hill and Victor U. Palumbo, both of whom were employed by the National Fire Academy.

³⁷ For a more extensive discussion of the mythology of arson investigation, including myths about the behavior of concrete in fires, see Lentini, J. J., *Scientific Protocols for Fire Investigation*, CRC Press, 2006, Chapter 8.

Report of the Innocence Project Arson Review Committee

1 three dimensions. No such separated areas of unconnected burning existed in the Willingham
2 residence.

3

4 At page 5, Fire Marshal Vasquez arrives at the ultimate issue in this case by stating that because
5 his determination of the cause of the fire is different from the story told by the survivor, the
6 survivor must be lying. He states:

7

8 Further, based on the more than 20 indications of incendiaryism and the behavior
9 of fire the account given by the occupant of how he escaped the fire is not
10 consistent with the facts. The account is determined to be pure fabrication. A fire
11 does not lie.”

12

13 All of the authors have seen reports like this one. If the Fire Marshal’s determination is wrong,
14 his identification of the “lies” told by the defendant is equally wrong. The statement that “a fire
15 does not lie” is true, but we have all seen numerous instances where a fire was grossly
16 misinterpreted. This, sadly, is such an instance.

17

1 **State of Texas v. Ernest Ray Willis**

2
3 **Trial Testimony of Edward Cheever**

4
5 On July 28, 1987, Edward Cheever testified in the case of Texas v. Ernest Ray Willis. At that
6 time, he had been certified by the State of Texas as an arson investigator for less than two years.
7 LeRoy Brown was the lead investigator for the State of Texas on the Willis fire, but he was not
8 presented as a witness. The record is not clear as to why Mr. Cheever was presented instead of
9 Mr. Brown, but the record is clear that the prosecution wanted to avoid having the jury see Mr.
10 Brown's report, or having either Mr. Cheever or Mr. Brown cross-examined on its contents.

11
12 On the day of Mr. Cheever's attendance at the fire scene, he had been a certified arson
13 investigator for eight months. He was still in training and was not allowed to handle cases on his
14 own. Mr. Brown was his trainer. On *voir dire*, Mr. Cheever did not take responsibility for
15 investigating the fire scene but stated, "I assisted in the investigation." Nonetheless, he was
16 allowed to give opinion testimony. He stated that he concentrated his investigation in the living
17 room and dining room, and did not even take photographs of some of the bedrooms. He stated:

18
19 Initially, when we had finished the view of the exterior of the building and walked
20 into the inside of the structure, there were a couple of things that caught our
21 attention right off. First of all, the low burning on the walls almost to floor level.

22
23 Mr. Cheever, having been trained as most fire investigators were at that time, believed that low
24 burning was an indicator of accelerants on the floor when actually, in a room that is fully
25 involved, low burning is simply evidence that the room was fully involved.³⁸

26
27 Mr. Cheever considered the low burning to be the most significant fire pattern that he saw. The
28 following exchange takes place on page 14 of his testimony.

29
30 Q: Okay. Well, of all the burn patterns, what is the most significant to you, sir?

31
32 A: The most highly significant would be the low burning to the floor level on
33 some of the walls, and the burn patterns that I observed on the floor itself.

34
35 Q: Low burning on walls?

36
37 A: Yes, sir.

38
39 Q: And the floor?

40
41 A: The burn patterns that I observed on the floor, yes, sir.
42

³⁸ See the previous discussion of low burn patterns in post-flashover compartment fires. Such lengthy discussion will not be repeated here.

Report of the Innocence Project Arson Review Committee

1 Q: Alright. Now let me make a note of that, sir. Low burning on walls, what does
2 that indicated to you, sir?

3
4 A: The heat source that caused the burn pattern was at a low level.

5 Q: Okay. So that if you have one room that's burned floor to ceiling and another
6 room that's not, what does that indicate to you?

7
8 A: Indicates that the heat level in the room that burned from floor to ceiling was at
9 a much lower level in the room.

10
11 Q: Which might support the idea that was liquid combustibles there?

12
13 A: That's true.

14
15 Q: Alright. Now burn patterns on the floor. Burn patterns on the floor you say are
16 another part of the significant burn patterns on which you are relying to base your
17 opinion; is that correct, sir?

18
19 A: Yes, sir.

20
21 Q: Alright. What are those burn patterns on the floor? What do you think about
22 those? What do they mean to you?

23
24 A: In this particular case they indicate to me the use of a flammable liquid.

25
26 Q: How much flammable liquid?

27
28 A: I have no idea.

29
30 As happened in the Willingham case, the State's investigators in the Willis case relied on their
31 alleged ability to visually interpret the significance of irregular patterns on the floor in a fully
32 involved compartment fire. At the time of his testimony in 1987, such interpretations, although
33 wrong, were common. It is now well known now that in post-flashover compartment fires,
34 irregular patterns on flooring are commonly observed. Examples of such patterns were found in
35 tests conducted for the United States Fire Administration's Burn Pattern Study³⁹. As previously
36 discussed, the ability to distinguish patterns produced by ignitable liquids from those in un-
37 accelerated compartment fires was not available at the time of this fire and subsequent
38 experimental testing has shown that it is not possible to correctly evaluate a fire in a fully
39 involved compartment as being the result of ignitable liquids on the basis of the appearance of
40 the floor.

41
42 Demonstrating his complete lack of understanding of compartment fire dynamics, the following
43 exchange occurred on page 21 of Mr. Cheever's testimony.

³⁹ Shanley, J. H., "Report of the United States Fire Administration Program for the Study of Fire Patterns," FA 178, Federal Emergency Management Administration, United States Fire Administration, July 16, 1997.

Report of the Innocence Project Arson Review Committee

1 Q: Assume for a moment, Mr. Cheever, that the fire had started at a high point
2 inside the house.

3
4 A: Yes, sir. Inside the house.

5
6 Q: Do you have an opinion as to how long it would take for the fire inside the
7 house to reach a point as low as is depicted in that photograph, and to cause the
8 damage it caused, as evidenced by those photographs?

9
10 A: Burning from a high level, just burning the fuel level, and coming down to
11 floor level?

12
13 Q: Yes, sir.

14
15 A: I don't know anything about how long it would take, but there wouldn't be
16 anything left of the house.

17
18 Q: Why would that be?

19
20 A: Because the fuel above the fire would burn first. And, as it burned up the fuel,
21 there would be nothing left behind.

22
23 Q: What do you mean by the use of the word, 'fuel'?

24
25 A: Whatever it is that the fire itself is burning.

26
27 Q: Could that be the wood in the house?

28
29 A: Wood; yes, sir.

30
31 Q: Or any of the products inside the house?

32
33 A: Yes, sir. Anything that would burn.

34
35 Q: So in order for it to burn that low, it would have had to burn the house down?

36
37 A: Assuming that it was burning from a high level, and burning the fuel as it
38 went. Yes, sir.

39
40 Certainly, the concept of flashover, as well as the characteristics of post-flashover compartment
41 fires was well established at the time of this fire in 1986 as summarized by Drysdale⁴⁰ in his
42 book on fire dynamics, first published in 1985. Also, the NFPA video *Fire Power*, produced in
43 1986, clearly shows the ignition and burning of carpet three minutes after flaming ignition of an
44 upholstered chair. The video also shows the compartment walls and ceiling still intact after
45 ignition of the carpet on the floor and subsequent post-flashover burning conditions within the

⁴⁰ Drysdale, D., *An Introduction to Fire Dynamics*, John Wiley & Sons, New York, 1985.

Report of the Innocence Project Arson Review Committee

1 compartment. More recently, the USFA burn pattern tests also showed that the test
2 compartments were still intact with significant burn damage to the floors in fire tests involving
3 both ignitable liquids and no ignitable liquids. Clearly, an accurate understanding of the behavior
4 of compartment fire dynamics was not part of Mr. Cheever's training.

5
6 Mr. Cheever later expressed an opinion about a low burn at a doorway, which, although widely
7 accepted at the time, has since been shown to be a false interpretation.⁴¹ At page 27, he testifies
8 as follows:

9
10 A: Okay. This is State's Exhibit 42. In the doorway you will notice that the
11 doorjamb is burned completely down to the bottom of the doorjamb. This would
12 be referred to as a low burn.

13
14 Actually, this is a normal phenomenon when one of the rooms on either side of the doorjamb
15 achieves full room involvement. 'V' patterns at doorways, once thought to indicate that the
16 arsonist had trailed liquid accelerant through that doorway, are now known to be the result of
17 normal fire extension.⁴²

18
19 At page 31, in describing irregularly shaped edges of a fire pattern, Mr. Cheever provided the
20 following testimony.

21
22 Q: What does it appear to be, to you?

23
24 A: It appears to be burned areas resembling how a liquid would have run and
25 burned on that surface.

26
27 Again, in the context of a fully involved compartment, irregularly shaped patterns have no
28 meaning with respect to the potential of the introduction of an ignitable liquid, although in 1987
29 it was common for fire investigators to refer to irregularly shaped edges of patterns as evidence
30 of such. Sadly, there still exists a cadre of fire investigators who make similar false
31 interpretations today.

32
33 At page 34, Mr. Cheever is shown a photograph of "low burns" on a carpet and is asked if there
34 is an explanation.

35
36 "Q: Do you have an explanation as to what may have caused the low burn on the
37 wall and on the floor level?

⁴¹ The 1992 edition of NFPA 921 at page 24, section 3-7.2, discusses ventilation-generated patterns. It states: "In a fully developed room fire where hot gases extend to the floor, the hot gases may extend under the door and cause charring under the door and possibly through the threshold." This language has appeared in all of the editions of NFPA 921. In the 2004 edition, it is found on page 32, at section 6.2.3.2.

⁴² See NFPA 921, 2004 edition at page 32, section 6.2.3.4.2. "Where fresh air ventilation is available to a fire, it is not uncommon to find locally heavy damage patterns on combustible items close to the ventilation opening, patterns which may have no relevance to the point of origin."

Report of the Innocence Project Arson Review Committee

1 A: Yes, sir. My opinion is that there was a flammable liquid applied to the floor in
2 that location, and, as it burned, the heat and flame rising from it burned the wall in
3 that manner.
4

5 Apparently, the constant repetition eventually persuaded the jury to believe the testimony, even
6 though, as previously discussed, it was seriously flawed. Low burn patterns are a normal artifact
7 in any compartment fully involved in fire.
8

9 Another question on page 35 was put to Mr. Cheever.
10

11 Q: Do you have an opinion as to how the fire could have burned the doorjamb at
12 that lower point?
13

14 A: In my opinion, there was some type of flammable liquid applied there. There
15 was no other fuel source there that would have indicated it would have burned in
16 that manner.
17

18 Actually, all that is required to generate this type of pattern is for the room to be on fire on one
19 side of that doorjamb. The only way to conclusively identify the existence of a flammable liquid
20 in the Willis situation is for the laboratory to report a positive result. All of the samples
21 submitted to K-Chem Laboratories, which at the time was one of the leading laboratories in the
22 country, came back negative. (In the Willingham case, all but one sample came back negative.
23 This sample was collected from the front porch, where there was known to be a container of
24 charcoal lighter fluid.) Other than Mr. Cheever's "opinions" and those of Mr. Dailey, who
25 suffered from all of the same misconceptions, there was no credible evidence presented to the
26 jury that flammable liquids were involved in any way in the Willis fire.
27

28 At page 37, a line of questioning begins about burning underneath furniture. As previously
29 discussed in the analysis of the Willingham testimony, burning under furniture is actually a
30 normal consequence of full room involvement. Mr. Cheever, however, opined that burning was
31 the result of the flammable liquid running underneath the furniture. His testimony in several
32 places states that he believed the floor was sloped somehow though he neither made any
33 measurement of the slope, nor did he document the behavior of liquids on the alleged slope. He
34 simply assumed that the burning under the furniture was the result of flammable liquid running
35 to that location. In a disingenuous attempt to discredit another hypothesis for the burning under
36 the furniture, the prosecutor asked Mr. Cheever about falling debris, for example burning ceiling
37 tiles. Mr. Cheever of course states "falling debris would have fallen on top of the couch, not
38 under." Like most fire investigators at the time, Mr. Cheever had no concept that flashover and
39 full room involvement would cause burning underneath a piece of furniture, or that the furniture
40 item may have been made of polyurethane foam which can melt, flow into a pool below the
41 furniture and burn as a liquid on the floor.
42

43 Mr. Cheever, at page 46 of his testimony stated that he believed because of the extent of damage
44 on the couch in the Willis residence, someone must have poured liquid accelerant on it. Again,
45 this was never validated by a positive laboratory analysis.
46

Report of the Innocence Project Arson Review Committee

1 In a shocking admission of an inadequate investigation, Mr. Cheever was asked at page 55
2 whether he had investigated beyond the living room and dining room.

3
4 Q: How much more investigation did you do into the house?

5
6 A: Beyond those two rooms?

7
8 Q: Yes sir.

9
10 A: We didn't.

11
12 The conventional wisdom at the time was that a fire should be investigated from the area of the
13 least burning to the area of the greatest burning. Even though, on cross-examination, Mr.
14 Cheever admitted that photographs of one of the bedrooms indicated damage in excess of the
15 damage to the living room and dining room, he admits that he investigated only the living room
16 and dining room.

17
18 In another inappropriate investigative technique, Mr. Cheever failed to document his
19 investigation. At page 57 the following exchange took place:

20
21 Q: Okay. So you are testifying from memory today without the assistance of any
22 notes other than the Fire Marshal's report?

23
24 A: Basically, yes sir.

25
26 Mr. Cheever stated that he did not take any photographs nor did Mr. Brown take any
27 photographs at the fire scene. Even by 1986 standards, this failure to document his observations
28 evidenced a negligent and unprofessional approach to his work.

29
30 At page 66, when the Defense Counsel attempted to cross-examine Mr. Cheever about the
31 contents of Mr. Brown's report, the Prosecutor objected to "any testimony from a document
32 that's not in evidence" and the objection was sustained.

33
34 In a remarkable mirror of the Willingham case, Mr. Cheever testified about burning on the porch.
35 He stated at page 76:

36
37 My opinion would be limited strictly to the fact that the porch was burning at
38 floor level, and I saw no evidence of any kind of fuel other than the porch itself
39 that would have burnt at that low level and it doesn't normally do that.

40
41 Actually, porches like the Willingham and Willis porches frequently burn at floor level when the
42 rooms adjacent to the porch flashover and the windows break out. The under-ventilated
43 conditions within the adjacent compartment result in the outflow of unburned hydrocarbons
44 through such openings (i.e. the windows). When sufficiently mixed with the outside air, the
45 unburned fuel can ignite, resulting in flames extending from the opening. Such flames can
46 transfer heat to as well as ignite adjacent combustible surfaces such as wood ceilings or floors of

Report of the Innocence Project Arson Review Committee

1 porches. Thus, it is not at all uncommon to see porch and deck floors burned or discolored by
2 fires emanating from adjacent rooms.

3
4 During his cross-examination, Mr. Cheever was confronted with the fact that he had not
5 photographed bedroom #2, but someone else had. He was asked:

6
7 Q: If bedroom #2, by photographic evidence, were shown to be at least as heavily
8 damaged as the living room, would that change your opinion about the origin of
9 this fire?

10
11 A: No, sir.

12
13 He had previously testified that the reason he focused on the living room and dining room was
14 that those rooms were more heavily damaged. It is a serious lapse of basic fire investigation
15 methodology that a room that is arguably as heavily damaged as the living room and dining room
16 was not documented and was simply ignored by the Fire Marshal.

17
18 Mr. Cheever's firm but inaccurate belief in the unidirectional flow of heat in a fire was brought
19 out again on cross-examination at page 93 in the following exchange:

20
21 Q: Okay. If there were testimony that there was a magazine rack in that area and
22 if that magazine rack caught on fire, lots of papers and magazines, or whatever,
23 would that contribute to that burning into the floor over there?

24
25 A: As far as making the type of pattern that we saw?

26
27 Q: Yes, sir.

28
29 A: In my opinion, no.

30
31 Q: Okay. Because fire burns up, not down?

32 A: That's correct."
33

34 At page 101, Mr. Cheever reveals his flawed view of radiant heat in the following exchange:

35
36 Q: Radiant heat. And I wonder if you can briefly explain that to me again, sir, that
37 principle.

38
39 A: Okay. The principle is, basically, that if you have one burning object close to
40 another one, that the energy of heat will be transmitted by waves of energy, and
41 that the other object nearby will increase in temperature.

42
43 The transmission of thermal radiant energy from a hot gas layer to the floor, as well as post-
44 flashover conditions are precisely what cause the irregular patterns and low burning observed by
45 the Fire Marshal, but he fails to make that connection. Defense Counsel apparently had some
46 education in that regard as evidenced by the following exchange at page 103:

Report of the Innocence Project Arson Review Committee

1
2 “Q: Alright. That in some house, you would agree with me, wouldn’t you, sir,
3 where - - in some situations where you might absolutely know there was not
4 flammable liquid poured, you can get some marks on the floor that are not due to
5 fall down of material but, but are due to what we call radiation. I might call it re-
6 radiation but radiation from the bottom down; is that correct, sir?
7

8 A: That would be a possibility, but I have never experienced that.”
9

10 What the Fire Marshal has admitted to here is a lack of knowledge and experience with the most
11 common cause of low burning in fires. The exchange continues:
12

13 Q: Not within the realm of your experience, but because you recognize the
14 principle, you recognize that it’s possible?
15

16 A: Yes, sir.
17

18 Q: Okay. Alright. Talking about liquid pours, pouring of liquid, material,
19 flammable liquids on carpets and floors, would you agree with the statement, sir,
20 that occasionally extensive and irregular damage to a floor can be an indication of
21 flammable liquid use?
22

23 A: Yes; that’s possible.
24

25 Q: Okay. Can you agree, also, with the statement that occasionally caution should
26 be used because the carpet fabrication or other circumstances can also create the
27 same appearance?
28

29 A: I’m not sure that I would use the same terminology in saying the same
30 appearance, but a similar appearance.
31

32 Q: Or a similar appearance?
33

34 A: Yes, sir.
35

36 This could have been a pivotal admission had the jury recognized it. What the Fire Marshal was
37 saying in this exchange was “I know it when I see it.” The fact is that the only way to make a
38 valid distinction between an irregular fire pattern caused by an ignitable liquid and an irregular
39 fire pattern caused by radiation is to collect samples and find the residue of the ignitable liquid.
40 In the absence of such a positive finding, the pattern must be attributed to radiation rather than an
41 ignitable liquid, but in far too many cases, fire investigators insist on their ability to recognize
42 arson, even where it does not exist.
43

44 In the last question in his cross-examination, Mr. Cheever admits to an ignorance of the statistics
45 that have been collected for decades on fatal fires. The following exchange occurred:
46

Report of the Innocence Project Arson Review Committee

1 Q: Okay. We will move on, then. One last question Marshal Cheever. Would you
2 agree with me that smoking materials are the leading cause of fatal fires in home
3 in this nation?
4

5 A: I'm not familiar with those statistics, no, sir.
6

7 Historically, smoking materials have been the leading cause of fire deaths in the United States.⁴³
8 Roughly one in four fire deaths is caused by smoking materials. A fire investigator who is
9 unaware of the leading causes of civilian fire deaths is unlikely to be able to investigate them
10 accurately.
11

12 At page 128, in recross-examination, the following exchange took place:
13

14 Q: Okay. Now, in your experience, training, and your reading publications to keep
15 up-to-date, have you or have you not heard of the phenomenon that radiation can
16 cause irregular patterns?
17

18 A: I have never run across that, no, sir.
19

20 Mr. Cheever again states that he is not familiar with radiation causing irregular patterns, which
21 has a direct bearing on the validity of his opinion concerning the presence of ignitable liquids
22 and the validity of his determination that this fire was the result of arson. As demonstrated in the
23 outcome of the trial in this case, such ignorance conveyed to the jury provides sufficient
24 momentum for miscarriages of justice.
25

⁴³ Source NFPA.org.

1 **Trial Testimony of John Dailey**
2

3 John Dailey was a retired FBI agent, who, at the time of the trial, was working as a fraudulent
4 claims investigator for J.C. Penney Insurance Company. At the time of the fire, he was employed
5 by Cimarron Insurance Company, which insured the residence. He took a 90-hour arson
6 investigation course in May of 1983 and was certified in the State of New Jersey as an arson
7 investigator. Mr. Dailey stated that he spent 2½ days at the fire scene. He stated that he took ten
8 samples from the scene and submitted them to a laboratory, and all of them tested negative for
9 the presence of ignitable liquids. He stated that it was not unusual to receive a negative finding
10 on laboratory samples. His investigation took place after the living room and dining room had
11 been cleaned off and washed down. He hired six individuals to clean the debris out of the rest of
12 the house in order to examine the floors.
13

14 Mr. Dailey harbored most if not all of the same misconceptions harbored by Mr. Cheever and by
15 the investigators in the Willingham case. In describing the way fire spreads through a doorway
16 he states:
17

18 A: Okay. This shows that you had a lot of fire coming out of the front door, and
19 you have low burning on the doorjamb all the way down to the bottom. And,
20 usually, when fire comes out of a door, it will come out in the upper areas and you
21 will get a 'V' pattern where it will come out. This shows me we had low burning
22 right in here because the whole thing it burnt from top to bottom.
23

24 Q: Mr. Dailey, why would fire necessarily want to come out of the top of the
25 door? Why wouldn't it come out the bottom?
26

27 A: Well, it's based on the theory that fire goes up and seeks the nearest exit. So if
28 it's near a door, it will go up and out the upper portions of the window or door.
29

30 Q: Is there instances where fire goes down?
31

32 A: There could be, but, generally, the pretty basic rule is it goes up.
33

34 Q: If it goes down, is it defying the force of gravity.
35

36 A: Well, I don't know about gravity, but fire—there could be an instance where
37 fire could bank down in a room if the room were closed, and you had enough fuel,
38 and it would go lower, but it would be unusual.
39

40 Actually there is nothing at all unusual about fires occurring in closed rooms as described by Mr.
41 Dailey, nor is it unusual to find burning all the way to the floor level of a doorjamb where
42 ignitable liquids were not introduced. The important point is that Mr. Dailey lacks the
43 fundamental knowledge of compartment fire dynamics. More specifically, he is apparently
44 unfamiliar with the characteristics of post-flashover compartment fires that would explain the
45 "low burns" without the introduction of ignitable liquids.

Report of the Innocence Project Arson Review Committee

1 In yet another mirror of the testimony in the Willingham case, Mr. Dailey describes burning
2 underneath the doorjamb from inside the living room. He states at page 29:

3
4 A: You can see where flammable liquid ran down and really burned underneath
5 the doorjamb here.

6
7 Q: Why wouldn't the fire just have got in under there?

8
9 A: Well, sir, fire just does not travel up under, does not make those patterns.

10
11 Q: Fire doesn't have the ability to go underneath that doorjamb and burn on the
12 inside?

13
14 A: No sir, not and leave patterns like this.”

15
16 The damage to the wood below the doorjamb does not have to be the result of a fire burning
17 underneath. Wood will char and create patterns when heated to temperatures below those
18 required for flaming ignition to occur. The rise in temperature of the wood below the doorjamb is
19 the result of heat transfer from exposure to the fire conditions above the sub-floor. It is the lack
20 of oxygen to sustain combustion that precludes both fire and flammable liquids from “going
21 underneath” a doorjamb and causing damage to the wood subsurface, which is a concept that Mr.
22 Dailey unquestionably failed to take into account in the course of his investigation.

23
24 On pages 32 and 33, when describing the condition of the couch, Mr. Dailey states:

25
26 A:...and, on the couch, it unusual that a piece of furniture will be that totally
27 consumed. Usually the fire—a normal fire will burn off the top of the furniture
28 and go down some, but you will have quite a bit left of the bottom frame. ... The
29 significance of this is that on the south end of the couch toward the door, the
30 springs were annealed. And when I say, “annealed,” I mean that all of the tension
31 was gone out of them. They were real flat. And that is generally only—that only
32 occurs when you have intense heat on the springs of a couch....

33
34 And when I see a couch like that in a fire—you can see how flat the springs are.
35 They have annealed, or lost their temper. That is generally an indication that an
36 accelerant had been placed on there that caused this intense fire. Like I say,
37 furniture generally will not burn like that. Furniture will burn the upper portions
38 of it. And whenever an investigator sees a piece of furniture like this where the
39 springs have been annealed, or distempered, then there is a very strong indication
40 that an accelerant had been put on the couch.

41
42 It is not unusual for upholstered furniture to be totally consumed in a compartment fire.
43 Upholstered furniture, like other fuel packages, can be totally consumed if post-flashover
44 conditions continue for a time sufficient to burn all of the materials. Thus, the fuel loading in the
45 room, the ventilation conditions, as well as the timing of fire suppression activities play a

Report of the Innocence Project Arson Review Committee

1 significant role in the duration of post-flashover conditions and thus, how much of the fuel item
2 is consumed.

3
4 The testimony concerning the annealing of the springs was given in 1987, two years before
5 Tobin and Monson, two scientists at the FBI laboratory debunked most of the mythology about
6 annealed springs providing fire investigators any information about the intensity of a fire. If one
7 end of a sofa is exposed to more heat than the other, certainly, the form of the springs may
8 change, but one cannot make a valid conclusion about whether the fire was “fast” or “slow”
9 based on the condition of the springs.⁴⁴ Ironically in the 1980’s the same spring conditions were
10 sometimes interpreted to indicate a “smoking” fire, although that fact was apparently unknown
11 by Mr. Dailey at the time.

12
13 Further misinformation about the meaning of the condition of the couch was conveyed to the
14 jury in the following exchange:

15
16 Q: What if someone was to go to sleep on a couch and drop a cigarette? Would it
17 cause that type of damage to that item of furniture?

18
19 A: No, sir.

20
21 Q: Would you also be able to determine a point of origin in that couch as to where
22 the fire started?

23
24 A: No. All I can say is, there was more fire on the south end than on the north
25 end.

26
27 Q: Okay. And you don’t believe it was caused by a cigarette?

28
29 A: No, sir. I have been in schools where we have tried to ignite furniture with
30 cigarettes, and it’s very, very difficult. And if you get them ignited, you get a little
31 smoldering fire.”

32
33 This is simply false⁴⁵, but unfortunately, the jury had no way of knowing that this expert was
34 wrong. If all that happened when cigarettes ignited furniture was a “little smoldering fire,” logic
35 dictates that smoking materials would not be the number one cause of fire deaths. As a result of
36 such statistics, extensive research, in the last three decades^{46, 47, 48}, has been performed with

⁴⁴ Tobin, W. A. and Monson, K.L., Collapsed Spring Observations in Arson Investigations: A Critical Metallurgical Evaluation, *Fire Technology*, 25(4), 1989, 317.

⁴⁵ The Bureau of Fire Research (BFRL) at the National Institute of Standards and Technology (NIST) reports in a study on fire safe cigarettes: “The most recent statistics (1997) from the U.S. Consumer Product Safety Commission indicate that about 25 percent of all U.S. fire fatalities occur when a smoker falls asleep in bed or a lighted cigarette is dropped on a couch or chair.” The full report is available at the BFRL website: http://www.bfrl.nist.gov/info/fire_safe_cig/questions_and_answers.htm

⁴⁶ Damant, G. H., “Cigarette Induced Smoldering in Flexible Polyurethane Foams,” *Consumer Product Flammability* Vol. 2, 140 -153, June, 1975.

⁴⁷ Babrauskas, V., and Krasny, J. F., “Fire Behavior of Upholstered Furniture,” NBS Monograph 173, National Bureau of Standards, Gaithersburg, MD, November 1985.

Report of the Innocence Project Arson Review Committee

1 respect to the propensity of ignition of upholstered furniture. Cigarettes in the crevices of
2 upholstered furniture can and do cause fires. The cigarette first produces a smoldering fire, as
3 testified by Mr. Dailey. The significant knowledge that Mr. Dailey failed to mention to the jury
4 is that smoldering fires in upholstered furniture can transition to a flaming fire that behaves no
5 differently than if the upholstered furniture had been ignited by a flaming ignition source.

6
7 Prior to actually showing the photograph of the couch to the jury, the following exchange took
8 place:

9
10 Q: Okay. Is there any significance to the fact that that pour pattern seems to run
11 underneath the couch there?

12
13 A: Yes, sir. There is a significance. Actually, two possibilities: one, that the
14 flammable liquid pour pattern shows that a flammable liquid was poured under
15 the couch. The other possibility, not as strong, is that enough was poured on the
16 couch to where it might have dripped through and caused that damage to the
17 floor. There are two possibilities.”

18
19 In a completely involved room, there is a third dominant possibility, which explains the
20 condition of the couch: its condition is nothing more than a part of the natural progression of a
21 compartment fire, as previously discussed. That possibility was not put before the jury.
22 Essentially, the State gave the jury two incendiary scenarios from which to choose, not even
23 suggesting the possibility of a naturally occurring fire.

24
25 As if constant repetition would make the assertion true, Mr. Dailey goes on at page 37 to state:

26
27 A: As I said, fire ordinarily will not burn down but, in this instance, I was struck
28 by the fact that the wooden portion, including the two legs of the chair, were
29 burned at floor level. Of course, here, part of that liquid burn pattern is in front of
30 the chair, which, no doubt, caused the damage to the lower portion.

31
32 Q: Is it unusual for you to go into a structure where there has been a fire and find
33 so many items or articles of furniture burned at floor level?

34
35 A: It's not very usual.

36
37 Q: Does that cause you suspicions?

38
39 A: That's one of the things we look for is low burning; yes sir.”

40
41 Mr. Dailey's misinterpretations of the fire patterns on the floor also allowed him to infer a
42 motive of the person pouring the alleged ignitable liquid.

43

⁴⁸ Ohlemiller, T. J., Villa, K. M., Braun, E., Eberhardt, K. R., Harris, R. H., Lawson, J. R., and Gann, R. G., “Test Methods for Quantifying the Propensity of Cigarettes to Ignite Soft Furnishings,” NIST SP 851, National Institute of Standards and Technology, Gaithersburg, MD, August, 1993.

Report of the Innocence Project Arson Review Committee

1 Q: Do you have an opinion on whether or not the effective escape routes from that
2 back area were closed off, Mr. Dailey?

3
4 A: Yes, sir. I would say so. You definitely couldn't go out the front door or the
5 back door.
6

7 Mr. Dailey's testimony continues for many pages repeating assertions not validated by
8 laboratory analysis that there was flammable liquid on the floor.
9

10 Showing a surprising lack of knowledge about compartment fire dynamics, Mr. Dailey described
11 the fire's behavior at the ceiling as resulting from the relative quantity of flammable liquids on
12 the floor.
13

14 A: Well, the worst burning was in the living room and dining room. And when I
15 first went into the house—we always—of course, one of the things—you check
16 the ceiling. And I noticed that in the living room and dining room it had
17 penetrated the ceiling, which indicates that you had an intense fire on the floor.
18 And in the kitchen the ceiling was not penetrated, and it was - - obviously, less
19 flammable liquid had been placed in there, and the fire damage was as I showed
20 you on the kitchen cabinets, they were not severely burned. So the main damage
21 was in the living room and dining room where it penetrated the ceiling.
22

23 Ceilings, whether constructed of gypsum wallboard, plaster lath, or combustible ceiling tiles can
24 and do fail in compartment fires that have achieved post-flashover conditions without the
25 introduction of ignitable liquids. It is the burning of a significant fuel load that causes a
26 compartment to achieve flashover. While the burning duration of the flammable liquids on the
27 floor is insufficient to achieve flashover conditions in the absence of other significant fuel
28 packages, their presence allows more fuel to become involved in a shorter time frame (i.e.
29 accelerated) and thus, the onset of flashover conditions is achieved sooner than without ignitable
30 liquids. An example of a compartment fire that was initiated with flammable liquids within a
31 compartment and where the ceiling was not penetrated is included in Test 6 of the USFA Fire
32 Pattern Tests⁴⁹.
33

34 Mr. Dailey, at page 77, evidences a lack of understanding of the concept of fuel load, when he
35 states:
36

37 but the fact remains, there was no fuel load in these two rooms to create such a
38 fire as to penetrate the ceiling and to destroy the furniture.
39

40 In this case, the furniture itself was the fuel load, and Mr. Dailey's statements that another fuel
41 load would be required to destroy the furniture evidences either a lack of understanding of
42 compartment fires or else an extreme bias in favor of finding arson. Many pieces of upholstered
43 furniture incorporate polyurethane foam, which is capable of releasing tremendous amounts of
44 energy. A typical sofa can release two to three megawatts of heat energy. It is not uncommon for

⁴⁹ Shanley, J. H., "Report of the United States Fire Administration Program for the Study of Fire Patterns," FA 178, Federal Emergency Management Administration, United States Fire Administration, July 16, 1997.

Report of the Innocence Project Arson Review Committee

1 a single burning sofa to bring a traditionally sized residential room to flashover in less than five
2 minutes.

3
4 Later in his testimony, when asked about the dining room table, Mr. Dailey stated:

5
6 I didn't consider it a fuel load. My experience on these house fires that your
7 heavier pieces of furniture like that, you can have a really good fire going, a
8 normal progressive fire, but a solid oak or heavy wood table will sustain charring,
9 but it will not be consumed. You just do not get that kind of heat generated,
10 particularly at floor level.

11
12 Q: Would there be something left of a piece of furniture that's that heavy or that
13 well made?

14
15 A: Ordinarily, there would be, yes, sir.

16
17 Q: Well, what does the complete consumption of that dining room set indicate to
18 you Mr. Dailey?

19
20 A: It indicates to me that we had an accelerant present around it, which caused
21 total consumption of it.”

22
23 As is typical in this type of case, Mr. Dailey then compares the defendant's story to his own
24 flawed interpretation based on the fire patterns. Mr. Willis stated he had been asleep on the
25 couch and woke to find fire. Mr. Dailey was asked:

26
27 Q: Okay. Do you think it's possible to run through flames like that and live?

28
29 A: Well, I think you would be burned. I don't know about if it would be fatal or
30 not.

31
32 Q: The degree of intensity of that fire, Mr. Dailey, would it be possible for
33 someone to have done the feat that this defendant did without having - - ...
34 without suffering some indication of burns on their body? ...

35
36 A: All I can fall back on is common sense and just say that if you run through a
37 very flammable area, flames coming up, I would think you would get burned.

38
39 Thermal burns to bare skin are a function of the intensity of the exposure and the duration of the
40 exposure.⁵⁰ In order to determine the ability of an occupant to escape from a fire without injury
41 requires knowledge of the fire conditions (i.e. the location and size of the fire or the exposure).
42 The assumption that Mr. Dailey makes is that at the time Mr. Willis awoke, the fire was of a size
43 and location that would require him to run through flames. There is no evidence to support such
44 an assumption. Since, in general, fires grow in size with time and start with a “no fire” condition.

⁵⁰ SFPE, “Engineering Guide: Predicting 1st & 2nd Degree Skin Burns from Thermal Radiation,” Society of Fire Protection Engineers, Bethesda, MD, March, 2000.

1 Thus, the time he awoke relative to the size and location of the fire are required elements in order
2 for Mr. Cheever to accurately assess the conditions to which Mr. Willis would have been
3 exposed. Mr. Dailey's testimony did not include such an analysis. Any assumption on Mr.
4 Dailey's part as to the size and location of the fire at the time of discovery would have been
5 based on misinterpretations of the evidence and, thus unreliable.

6 7 **Report of the Texas State Fire Marshal**

8
9 LeRoy Brown, who was the senior investigator on the scene with Edward Cheever, authored this
10 report. Mr. Brown did not testify at the trial; however, because the prosecutor did not want him
11 to be subject to cross-examination on the contents of this report.

12
13 The report provided conclusions, but no bases for those conclusions. To the extent that the report
14 described the scene, important details of the description were reported inaccurately. Mr. Brown
15 wrote "The exterior walls were slate. The interior walls and ceiling were sheetrock." Actually,
16 the exterior walls were asbestos shingles that had recently been re-covered with combustible
17 pressed-wood paneling, and the interior walls were covered with thin, highly combustible
18 paneling.

19
20 Mr. Brown's failure to accurately assess the interior finish severely impaired his ability to assess
21 how a fire would normally be expected to behave in such a structure. Had he testified, his
22 credibility would have been destroyed because of his lack of care on the fire scene. He stated in
23 his report "Upon arrival, this investigator and investigator Edward Cheever conducted a
24 thorough and systematic fire scene investigation." Presumably, Mr. Cheever also failed to make
25 the necessary observations about the interior finish, but because he did not sign his name to this
26 report, he was able to avoid cross-examination on this serious error.

27
28 Nowhere in the report are the fire patterns described. Nowhere in the report is any mention of the
29 fuel packages that burned, the condition of the doors and windows, and nowhere in the report is
30 there a discussion of samples collected, sent to the laboratory, and analyzed and found to contain
31 no ignitable residue. In short, the report provides the reader with very little information other
32 than the opinion of the investigator, which is based on a seriously flawed investigation.

33 34 **Report of John Dailey**

35
36 Mr. Dailey's investigative report covered 18 pages, and was certainly more descriptive than the
37 Fire Marshal report prepared by Mr. Brown.

38
39 Interestingly, Mr. Dailey stated that he believed that there was a separate origin of the fire with
40 the use of flammable liquids in bedroom number 3, a finding which he found it necessary to take
41 back during his direct testimony. Further, he opined in his report that he believed that methanol
42 was the ignitable liquid used, thus explaining the lack of positive laboratory results. Nowhere in
43 his trial testimony was this opinion elicited.

44
45 The report begins with a description of the risk followed by a section entitled *Fire Officials*. It
46 was noted that in this section that both of the Willis cousins, Billy and Ernest, were barefooted

Report of the Innocence Project Arson Review Committee

1 when the Fire Department arrived. Mr. Dailey apparently found it significant that neither Billy
2 nor Ernest showed any emotion, as he mentioned it three times in the space of one page of text.

3
4 A description of a suspect's failure to display what an investigator considers an appropriate
5 amount of emotional distress is an unfortunate common theme in wrongful prosecutions and
6 convictions. Generally, people in this situation are in shock, and the emotional display is not
7 predictable, nor should it form the basis of any conclusions. Furthermore, the assessment by the
8 State's witness of the "proper" amount of distress to be shown by a fire victim lacks any
9 scientific validity.

10
11 Mr. Dailey's description of the fire scene inspection runs from page 4 to page 10 of his report.
12 He noted that all the circuit breaker switches were in the off position but failed to comment on
13 that observation other than to state that "The circuit connectors did not show any signs of
14 overheating or shorting."

15
16 Typically, but with a few exceptions, circuit breakers have three positions: on, off and tripped.
17 Finding all breakers in the off position suggests that they had been moved since the fire. Mr.
18 Dailey's characterization of the condition of the circuit breakers, and the lack of specific
19 "overheating" or "shorting" evidence, demonstrates his lack of knowledge to properly assess and
20 eliminate electricity as a potential fire cause. The lack of either condition does not in any way
21 preclude the electrical system from causing the fire. Looking at the circuit panel does not
22 eliminate anything electrical in the structure. One needs to look at the entire system including the
23 loads and the distribution system.

24
25 By the second page of his description of the fire scene inspection, Mr. Dailey is describing
26 severe flammable liquid burn patterns that had gone through the carpeting, the foam rubber
27 padding, the asphalt tile covering and into the plywood sub flooring. From this point on, he
28 constantly refers to flammable liquids. On page 6, he refers to his interpretation of the burning
29 damage in bedroom number 3, "Along the north edge of the bed was a burn pattern in the rug
30 which appeared to be consistent with a flammable liquid having been poured along the bed in a
31 trail towards the door leading into the kitchen."

32
33 All this suggests is that Mr. Dailey, like every other fire investigator, is incapable, by visual
34 observation, of distinguishing ignitable liquid patterns from patterns produced by thermal radiant
35 heat transfer in fully-developed compartment fires.

36
37 Mr. Dailey, on page 7, indicates that he believes that flammable liquids cause more intense
38 burning than other types of fuel packages, another appealing notion that is simply untrue. The
39 popular reason a fire setter utilizes a flammable liquid is to spread the fire quickly, thinking that
40 it burns more intensely. In fact, in most set fires, the flammable liquid is largely consumed
41 within the first few minutes. He stated, at page 7, while describing the dining room set, "No trace
42 of this dining room set could be found in the debris and it was presumed that the fire was so
43 intense on the floor at this point that the entire dining room set was completely consumed. There
44 was also a small china closet, which the tenants stated had been completely consumed by the fire
45 as he could not find any remnants of it.

Report of the Innocence Project Arson Review Committee

1 On page 8, he again returns to bedroom number 3 and describes a flammable liquid pattern
2 running along the north edge of the bed. He states “Photographs 53 through 97 were made after
3 the complete cleanup of the house and clearly show the burn patterns in the carpeting in bedroom
4 number 3. In the linoleum in the kitchen as well as those already described in the dining room
5 and living room.” He later on page 8 refers again to the flammable liquid burn patterns in
6 bedroom number 3.

7
8 Mr. Dailey’s improper methodology for eliminating accidental fires becomes clear in the fourth
9 paragraph on page 9 where he states, “Any accidental fires are considered to have been
10 eliminated as the fire obviously started on the floor.” Later he states, “It is felt that one
11 contributing factor to the spread of the fire was the type of wall paneling used throughout the
12 house which is the highly flammable type.” He apparently (and selectively) did not consider this
13 highly flammable paneling to have played a significant role in the spread of the fire, instead
14 choosing to blame the spread on the presence of methanol or some other flammable liquid.

15
16 He continues on at page 9 to state, “Other factors which substantiate an unnatural and set fire are
17 the complete consumption of the sofa in the corner of the living room against the south wall, the
18 severe burning of the easy chair which was in the northeast corner of the living room, and the
19 severe burning and uneven burning of the couch which was found on the west wall of the living
20 room.” All of these artifacts, in fact, occur in accidental fires. He then goes on to describe the
21 annealing or collapse of springs on the couch, which “Showed that a flammable liquid may have
22 been poured on that end of the couch.”

23
24 At page 17, Mr. Dailey provides his conclusion in a section entitle *Determination of Origin and*
25 *Cause* where he states, “Based on investigation to date it is believed that the origin of the fire
26 probably started in bedroom number 3 where a small amount of flammable liquid had apparently
27 been poured along the bed. This is so because there was no complete connecting trail of a
28 flammable liquid pattern from bedroom number 3 directly into the kitchen where a large amount
29 of flammable liquid had been poured by the arsonist.”

30
31 It is not clear what caused Mr. Dailey to change his mind about the origin in bedroom number 3,
32 although the testimony of fire fighter Robbie Dominguez, who attempted to enter the room and
33 saw no fire on the floor, may have persuaded him that his original interpretation of the floor
34 patterns was wrong.

1 **The State of the Art in Fire Investigation Prior to 1992**
2

3 Prior to 1992 the state of the art in fire investigation was, in a word, dismal. Fire investigators, by
4 and large, were, and continue to be, individuals without any serious training in scientific
5 methodology. More experienced fire investigators would mentor less experienced fire
6 investigators, and pass on what became a collection of myths. Many investigators, who obtained
7 their “basic training” before 1995,⁵¹ were trained with misinformation and misconceptions. Some
8 of those investigators have taken very little additional training since then, and of those, many
9 refuse to recognize how flawed their early training was.

10
11 No one would contend that there was any malice involved—most investigators, including most
12 of the undersigned, were simply misinformed. Fire investigators were generally law enforcement
13 officers or fire marshals whose job was to “catch arsonists.” They learned to “recognize arson”
14 from their experienced mentors, and by attending weekend seminars involving “test” fires,
15 typically set using a flammable liquid, that were not allowed to burn beyond flashover. Most fire
16 investigators begin their careers with little, if any, formal education in the science of fire.
17 Through the process of training, investigators have been provided analysis tools in the form of
18 “rules of thumb” (i.e. if this, then this) that are simple to apply and are easily understood by
19 those with little scientific background. Unfortunately, these rules of thumb are the result of the
20 extrapolation of previous experience and, therefore, may not be applicable to the next fire scene,
21 because extrapolation that is not based on science can often lead to erroneous conclusions. Fire
22 protection engineers, who were gaining fundamental knowledge of physics, chemistry,
23 thermodynamics, fluid flow and heat transfer, and learning about post-fire artifacts, did not
24 interact with fire investigators, and thus many opportunities for remedial learning were lost.

25
26 The Law Enforcement Assistance Administration collected some of the myths about fire
27 investigation in a 1977 study entitled “Arson and Arson Investigation: Survey and
28 Assessment.”⁵²

29
30 The arson investigators surveyed cited interpretation of “burn indicators” as the most common
31 method of establishing arson. Some of the burn indicators used are alligatoring, crazing of glass,
32 depth of char, lines of demarcation, sagged furniture springs and spalled concrete. The LEAA
33 report, after listing the indicators, provided the following caution:

34
35 Although burn indicators are widely used to establish the causes of fire, they have
36 received little or no scientific testing. There appears to be no published material in
37 the scientific literature to substantiate their validity.

38
39 It is recommended that a program of carefully planned scientific experiments be
40 conducted to establish the reliability of currently used burn indicators. Of

⁵¹ Although NFPA 921 was first published in 1992, it encountered stiff resistance, and training in fire investigation did not really begin to improve significantly until the mid-1990s. Proponents of the scientific method for fire investigations, or those who believed in alternate interpretations of “low burning” were often treated as heretics.

⁵²Boudreau, J.F., Kwan, Q.Y., Faragher, W.E., and Denault, G.C., *Arson and Arson Investigation: Survey and Assessment*, National Institute of Law Enforcement and Criminal Justice, Law Enforcement Assistance Administration, U.S. Department of Justice, October 1977.

Report of the Innocence Project Arson Review Committee

1 particular importance is the discovery of any circumstances, which cause them to
2 give false indications (of, say, a fire accelerant). A primary objective of this
3 testing would be to avert the formidable repercussions of court ruling on the
4 inadmissibility of burn indicators on the grounds that their scientific validity had
5 not been established. In addition, the research might well uncover new methods of
6 value to fire and arson investigators. A handbook based on the results of the
7 testing program should be prepared for field use by arson investigators.”
8

9 This well reasoned recommendation was only partially followed. Without any of the
10 recommended scientific testing, the National Bureau of Standards in 1980 released NBS
11 Handbook 134, *Fire Investigation Handbook*.⁵³
12

13 Based on contributions of material from officials at the National Fire Academy (which was
14 responsible for teaching most of the public sector fire investigators in the U.S.), this *Handbook*
15 gave the imprimatur of the National Bureau of Standards to the indicators that the previous study
16 had stated had “received little or no scientific testing.” The NBS *Handbook* further entrenched
17 the errant mythology of arson investigation in the fire investigation community. It has taken
18 decades to undo the damage.
19

20 In both the Willingham and Willis cases, one of the myths from the NBS *Handbook* was
21 repeatedly cited, to wit,
22

23 Floors seldom receive damage similar to that of ceilings, even in the case of total
24 burnout, as the heat of the fire will be concentrated at the ceiling. In addition, as
25 ceiling materials are damaged and fall, these materials protect the floor below. If,
26 on the other hand, a large area of floor is extensively damaged, the use of
27 accelerants may be indicated.
28

29 The NBS *Handbook* communicated myths regarding crazing of glass, “alligating,” lines of
30 demarcation, and the angle of ‘V’ patterns. The myths printed in the NBS *Handbook* were cited
31 and repeated in many other textbooks for fire investigators.
32

33 In 1985, the National Fire Protection Association Standards Council recognized the lack of
34 reliability of fire investigations, and formed the Technical Committee on Fire Investigations to
35 prepare a standard document. Unfortunately, the first edition of NFPA 921, *Guide for Fire and*
36 *Explosion Investigations*, was not published until shortly after the Willingham fire. Even if it had
37 been published, there is little chance that it would have been accepted. The fire investigation
38 community resisted this document and the principles it espoused for most of the 1990s.
39

40 Fire investigators who were trained at the National Fire Academy prior to 1995 are likely to
41 harbor a whole host of misconceptions about the proper interpretation of post-fire artifacts. Many
42 of these individuals still practice fire investigation, and many of them resent the fact that the fire
43 investigation profession is moving toward a more scientific approach and that a “benchmark” has

⁵³ Brannigan, F.L., Bright, R.G., and Jason, N.H., Editors, *Fire Investigation Handbook*, U.S. Department of Commerce, National Bureau of Standards, August 1980.

1 been established to measure their performance. Such individuals are likely to be highly critical of
2 this report.

3
4 **The State of the Art in Fire Investigation Since 1992**

5
6 With the introduction of NFPA 921, the fire investigation profession began a movement toward
7 the implementation of scientific principles in fire investigation. This change has been met with
8 sometimes-fierce resistance, and it is only since 2000 that the scientific method can be said to
9 have been “generally accepted” by the relevant community. The first serious challenge to the
10 “old school” of fire investigators came in 1996 in a case titled *Benfield v. Michigan Millers*
11 *Mutual*.⁵⁴ In that case, a fire investigator who failed to properly document his observations was
12 excluded from testifying, and in the appeal from that exclusion, the International Association of
13 Arson Investigators (IAAI) filed an *amicus curiae* brief, in which they contended that fire
14 investigators should not be held to a reliability inquiry because fire investigation was “less
15 scientific” than the kind of scientific testing discussed in the *Daubert* decision of 1993. For a
16 time, fire investigators were advised by certain attorneys to avoid using the term “science” in
17 their testimony. Eventually, there were enough court rulings, including the Supreme Court
18 decision in *Kumho v. Carmichael*, to convince the majority of fire investigators that it was
19 necessary to accept the scientific method as the basis for fire investigation. Thus, in the year
20 2000, the IAAI formally endorsed the adoption of the 2001 edition of NFPA 921. Currently,
21 most fire investigators will acknowledge that NFPA 921 is an authoritative guide, and most fire
22 investigators purport to follow the scientific method, if only out of fear that they will be excluded
23 from testifying.

24
25 A modern investigator, who keeps up with developments in the field, gains the fundamental
26 knowledge required to understand compartment fire dynamics, and who follows the guidance of
27 NFPA 921 is more likely to reach a technically valid determination of the origin and cause of a
28 fire than in the past.

29
30 **Recommendations**

31
32 In order to avoid miscarriages such as occurred in the Willis and Willingham cases, first and
33 foremost, individuals conducting investigations of fire incidents must be provided with
34 fundamental scientific knowledge of the physics and chemistry of fire as a prerequisite for the
35 practical application of fire dynamics within the context of the Scientific Method.

36
37 The significant lack of understanding of the behavior of fire, as evidenced by the expert opinions
38 in the Willingham and Willis cases, can and does result in significant misinterpretations of fire
39 evidence, unreliable determinations, and serious miscarriages of justice with respect to the crime
40 of arson. Continuous (and in some cases, remedial) education and professional development of
41 fire investigators is required. There is a wealth of published fire research that routinely goes
42 unused in the analysis of fires. One of the benefits of fundamental scientific knowledge is that it
43 allows investigators to continue gaining knowledge throughout their careers through the
44 understanding and the practical application of the available scientific literature on fire behavior.
45 A scientific background will improve the quality of fire investigations, allow a greater number

⁵⁴ *Michigan Millers Mutual Insurance Company v. Janelle R. Benfield*, 140 F.3d 915 (11th Circuit 1998).

1 of individuals in the fire investigation community to contribute to the available scientific
2 literature, provide better quality educational programs that will advance the profession, and help
3 investigators self-police through quality control. Furthermore, there should be an initial and on-
4 going technical review of the methods and curriculum being used as instructional materials for
5 fire investigators, on a local and state level as well as nationally to insure that scientifically based
6 information is being widely disseminated.

7
8 Some changes in the interaction between fire investigators and the criminal justice system are in
9 order. As stated earlier in this report, if a fire is miscalled as incendiary, there is frequently only
10 one viable suspect. Criminal defense attorneys, who are accustomed to focusing on the identity
11 of the perpetrator, are generally unaccustomed to discussing whether or not a crime has, in fact,
12 been committed, and are generally not trained to distinguish between a correct arson
13 determination and an incorrect one. Frequently, counsel simply accepts the assertion that a fire
14 was incendiary, when the evidence might not support that assertion. Education of defense
15 counsel is, therefore, critical. Even more critical, however, is the education of prosecuting
16 attorneys. It is they who decide whether to bring an arson case forward in the first place. They
17 need to exercise appropriate skepticism when presented with an arson determination that was not
18 arrived at using accepted scientific methodology as set forth in NFPA 921. When a fire
19 investigator opines, as all of the State's experts did in Willis and Willingham, that irregular
20 patterns on a floor were caused by the application of an ignitable liquid, there should be
21 laboratory confirmation of that opinion. Laboratory testing today is much more sensitive than it
22 was in the 1970s and 1980s, when "false negatives" were common. Using sensitive methodology
23 developed by the Bureau of Alcohol, Tobacco and Firearms in the 1980s, fire debris analysis
24 laboratories can routinely detect less than one microliter of ignitable liquid residue in a kilogram
25 of fire debris. In fact, most laboratories can easily detect 1/10 of a microliter, or 1/500 of a drop.
26 The possibility that a building was doused with sufficient ignitable liquid to cause large "pour
27 patterns" and then all of that ignitable liquid was consumed to a level below the detection limit
28 of today's laboratories is indeed a remote one.

29
30 Even with a positive laboratory report, however, there must be a logical connection between the
31 burning and the alleged ignitable liquid. Because of the extreme sensitivity of today's
32 laboratories, background petroleum products, such as those from insecticides or furniture polish
33 applications, credit card slips, adhesives in shoes, and petroleum products in building materials,
34 may be detected and misinterpreted as foreign ignitable liquid residues, when, in fact, those
35 residues are naturally occurring.

36
37 Because of the increasingly "scientific" approach to fire investigations, and because scientific
38 evidence is held in such high regard by juries, defendants in arson cases should be afforded the
39 opportunity to retain an independent fire investigation expert to evaluate the State's expert's fire
40 analysis. Without expert assistance, defense counsel is unlikely to be in a position to render
41 effective assistance to his client.

42
43 Alternatively, the court could appoint a fire expert as a special master to advise the court on the
44 validity of the State's fire cause determination. This alternative is rarely used. Although other
45 scientific endeavors have encouraged the judiciary to equip itself with a source of knowledge,
46 the trier of fact in arson cases apparently is content with allowing almost any self-professed fire

Report of the Innocence Project Arson Review Committee

1 expert to testify and the fire investigation community apparently sees no reason to change this
2 practice. The lack of recognition of inept fire experts by the courts and the lack of self policing
3 by the fire investigation community may be the most formidable obstacle to improvement in the
4 prosecution of arson cases.

5
6 There is no crime other than homicide by arson for which a person can be sent to death row
7 based on the unsupported opinion of someone who received all of his training “on the job.” All
8 that is necessary for a conviction is that the jury accepts that opinion. If an incompetent witness
9 renders a false opinion in a confident manner, how is a jury to know? The false convictions in
10 the Willis and Willingham cases illustrate the danger of the current situation. These two
11 individuals were convicted on nearly identical evidence. It is likely that the only reason Mr.
12 Willis is still breathing is that he had better access to the effective assistance of counsel. The
13 State should seriously consider reviewing similar cases, i.e., where people have been sent to
14 prison for intentionally lighting fires based solely on the opinion of a State Fire Marshal or other
15 investigator, with no supporting laboratory analysis. There are likely other individuals in prison
16 in Texas and elsewhere falsely accused and convicted using invalid indicators.

17
18 Finally, the justice system should recognize that just because a person has been incarcerated
19 based on bad science, that is no reason to keep them incarcerated. New knowledge, or the belated
20 acceptance of old knowledge, should be acknowledged for what is: “newly discovered
21 evidence.” If an investigator is willing to admit that a citizen was convicted based on bad
22 science, then the only civilized course of action is to reopen the investigation. It was resistance to
23 this concept that allowed the state to execute Mr. Willingham, even though it was known that the
24 evidence used to convict him was invalid. When interviewed by the Chicago Tribune about the
25 Willingham case, Mr. Cheever (who was involved in the case but did not testify) acknowledged
26 the validity of published criticism of the conviction. He stated, “At the time of the Corsicana fire,
27 we were still testifying to things that aren't accurate today, They were true then, but they aren't
28 now. **Hurst,⁵⁵ was pretty much right on. ... We know now not to make those same**
29 **assumptions.”⁵⁶**

30
31 Actually, the behavior of fire is no different in 2006 than it was in 1986, so Mr. Cheever’s
32 statement that “They were true then, but they aren’t now” is very far wide of the mark. The laws
33 of physics did not change between 1986 and 2006. What is false today was false in 1986 and
34 1992. The fact that some poorly trained fire marshal believed it does not make it any more true,
35 although it may make the fire marshal feel better about his errors.

36
37 The justice system has no right to take such a “feel good” approach to miscarriages of justice.
38 Inevitably, when a convict like Ernest Ray Willis is exonerated, someone remarks, “See? The
39 system worked!” Even by that low standard, the system failed to work for Cameron Todd
40 Willingham.

41
42 To the extent that there are still investigators in Texas and elsewhere, who interpret low burning,
43 irregular fire patterns and collapsed furniture springs as indicators of incendiary fires, there will

⁵⁵ A reference to Dr. Gerald Hurst, who reviewed both the Willis case at the request of the State of Texas, and who also reviewed the Willingham case at the request of Mr. Willingham’s appellate counsel.

⁵⁶ Mills, S., and Possley, M., “Texas Man Executed on Disproved Forensics,” *Chicago Tribune*, December 9, 2004.

1 continue to be serious miscarriages of justice. The authors sincerely hope that this report will
2 help to undo similar miscarriages, and help prevent future ones from occurring.
3
4
5
6
7
8

9 **The Authors**

10
11 **John J. Lentini** is a certified fire investigator and chemist with 32 years experience in forensic
12 science and fire investigation. Since 1978, he has managed the fire investigation division of
13 Applied Technical Services, Inc., an independent consulting firm in Marietta, Georgia.
14

15 Mr. Lentini has personally investigated more than 2,000 fire scenes, and has been accepted as an
16 expert witness on more than 200 occasions. He is the immediate past chairman of ASTM
17 Committee E30 on Forensic Sciences. Since 1996, he has been a member of the National Fire
18 Protection Association (NFPA) Technical Committee on Fire Investigations, where he represents
19 ASTM Committee E30. His textbook, *Scientific Protocols for Fire Investigation*, was published
20 by CRC Press in January 2006. Mr. Lentini's resume can be downloaded at www.atslab.com.
21

22 **Daniel L. Churchward** has been investigating fires since 1972 as a sheriff's deputy, fire fighter,
23 insurance company Special Investigations Unit member, and privately employed forensic
24 engineer. He is a graduate of Purdue University with a B.S. in Electrical Engineering
25 Technology.
26

27 Since 1995, he has been the owner and president of Kodiak Enterprises, Inc. He is a charter
28 member and the current Chairman of the NFPA Technical Committee on Fire Investigations
29 responsible for NFPA 921, *Guide for Fire and Explosion Investigations*. Mr. Churchward has
30 qualified as an expert in fire investigation in both state and federal courts and has served as an
31 expert for the court as well. He has investigated approximately 2500 fires in his 34 years as a fire
32 investigator. Mr. Churchward's resume can be downloaded at www.kodiakconsulting.com.
33

34 **David M. Smith** is a certified fire investigator with over 35 years of experience. He began his
35 career in law enforcement in 1968 and served as a bomb technician and arson/homicide
36 detective. Since 1981 he has owned and managed Associated Fire Consultants, Inc., a private
37 firm specializing in fire and explosion investigations in Tucson, Arizona.
38

39 Mr. Smith has been accepted as an expert witness numerous times throughout the United States
40 and Canada and actively lectures regarding fire investigation matters in Australia, New Zealand,
41 the United Kingdom and the United States. He is a past-president of the International
42 Association of Arson Investigators (IAAI) and has represented the International Fire Service
43 Training Association as a Principal member of the NFPA Technical Committee on Fire
44 Investigations since 1992. Mr. Smith's resume can be downloaded at www.assocfire.com.
45

Report of the Innocence Project Arson Review Committee

1 **Douglas J. Carpenter** has been investigating fires since 1996 as a fire protection engineer. He
2 holds an A.S. in Mechanical Engineering from Vermont Technical College, a B.S. in Mechanical
3 Engineering from the University of Vermont with and an M.S. in Fire Protection Engineering.
4 from Worcester Polytechnic Institute. He is a registered Professional Engineer (P.E.) in the State
5 of Maryland and a Certified Fire and Explosion Investigator.

6
7 Since 1998, he has been vice president and principal engineer with Combustion Science &
8 Engineering, Inc., an independent consulting firm in Columbia, MD. He is an alternate member
9 of the NFPA Technical Committee on Fire Investigations responsible for NFPA 921, *Guide for*
10 *Fire and Explosion Investigations*. Mr. Carpenter has qualified as an expert in the areas of fire
11 origin and cause investigation, fire dynamics, fire reconstruction, and computer fire modeling, in
12 both state and federal courts. He has numerous publications in the areas of fire protection
13 engineering and fire investigations, and has developed and frequently teaches courses for the
14 Society of Fire Protection Engineering and other professional organizations. Mr. Carpenter's
15 resume can be downloaded at www.csefire.com.


16
17 **Michael A. McKenzie** is a trial attorney licensed to practice law in the State of Georgia. He
18 received his J.D. from the Mercer University Walter F. George School of Law in 1977. He has
19 coordinated the investigation of fires for clients since 1979 and has tried to verdict approximately
20 35 alleged arson cases. He provided the fire litigation expertise for the defense in the case of
21 *Georgia v. Weldon Wayne Carr*.

22
23 Mr. McKenzie practices with the firm of Cozen O'Connor in Atlanta, Georgia. He has lectured
24 frequently on topics involving arson and fraud throughout his 29 years of law practice. Mr.
25 McKenzie's resume can be downloaded at www.cozen.com.

STATE OF MARYLAND

COUNTY OF HOWARD


I swear under the penalties of perjury that the statements in the foregoing Report on the Peer Review of the Expert Testimony in the Cases of State of Texas v. Cameron Todd Willingham and State of Texas v. Ernest Ray Willis are true and correct to the best of my knowledge and ability.



Douglas J. Carpenter

4/3/06
Date

SWORN AND SUBSCRIBED before me
On this 3rd day of April 2006



Signature

Melissa dewitt

Printed Name

STATE OF INDIANA

COUNTY OF

I swear under the penalties of perjury that the statements in the foregoing Report on the Peer Review of Expert Testimony in the Cases of State of Texas v. Cameron Todd Willingham and State of Texas v. Ernest Ray Willis are true and correct to the best of my knowledge and ability.



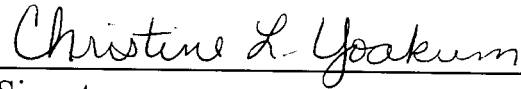
Daniel L. Churchward

5 APRIL 06

Date

SWORN AND SUBSCRIBED before me

On this 5 day of April 2006



Signature

CHRISTINE L. YOAKUM


Printed name

CHRISTINE L. YOAKUM
Notary Public, State of Indiana
County of Allen
My Commission Expires Jun. 1, 2012

STATE OF GEORGIA

COUNTY OF COBB


I swear under the penalties of perjury that the statements in the foregoing Report on the Peer Review of Expert Testimony in the Cases of State of Texas v. Cameron Todd Willingham and State of Texas v. Ernest Ray Willis are true and correct to the best of my knowledge and ability.



John J. Lentini

4/3/06
Date

SWORN AND SUBSCRIBED before me
On this 3rd day of April 2006



Signature

DANIELLE M. DUQUETTE

Printed name

Notary Public
Paulding County, Georgia
My Commission Expires Feb 6, 2010

STATE OF GEORGIA

COUNTY OF


I swear under the penalties of perjury that the statements in the foregoing Report on the Peer Review of Expert Testimony in the Cases of State of Texas v. Cameron Todd Willingham and State of Texas v. Ernest Ray Willis are true and correct to the best of my knowledge and ability.



Michael A. McKenzie

4-11-06.
Date

SWORN AND SUBSCRIBED before me
On this 11th day of April 2006



Signature


MARY JOANN LEONE
Printed name

Notary Public, Jasper County, Georgia
My Commission Expires March 27, 2009

STATE OF ARIZONA

COUNTY OF PIMA

I swear under the penalties of perjury that the statements in the foregoing Peer Review Report, State of Texas v. Cameron Todd Willingham and State of Texas v. Ernest Ray Willis are true and correct to the best of my knowledge and ability.



David M. Smith

3-28-2006

Date

SWORN AND SUBSCRIBED before me
On this 28 day of March 2006



Signature

Toni N. Shoots

Printed name

